

BOSNA I HERCEGOVINA
Federacija Bosne i Hercegovine



HIDROLOŠKI GODIŠNJAK

2001

Federalni hidrometeorološki zavod
Javno preduzeće za “ Vodno područje slivova rijeke Save “

Sarajevo 2002 godina

S A D R Ź A J

	Str.
PREDGOVOR.....	1
OBJAŠNENJA.....	3
SPISAK VODOMJERNIH STANICA – TABELA 1.....	6
KARTA MREŽE HIDROLOŠKIH STANICA.....	7
KARAKTERISTIČNI HIDROLOŠKI PARAMETRI – TABELA 2.....	8
VODOSTAJI - DNEVNI I KARAKTERISTIČNI.....	9
- GRAFIKONI OSCILACIJA VODOSTAJA.....	33
PROTICAJI - DNEVNI I KARAKTERISTIČNI.....	41
- GRAFIKONI OSCILACIJA PROTICAJA.....	61
TEMPERATURE VODE - DNEVNE I KARAKTERISTIČNE.....	69
- GRAFIKONI OSCILACIJA TEMPERATURA VODE.....	75

PREDGOVOR

Tradicija publikovanja Hidroloških godišnjaka za slivove rijeka na području Bosne i Hercegovine je dugogodišnja – prvi godišnjak je publikovan, davne, 1919 godine. Od tada, redovno i bez prekida, u okviru raznih državnih zajednica, izdaju se Hidrološki godišnjaci.

Usljed rata, na području Federacije Bosne i Hercegovine u razdoblju 1992-1996 godine je potpuno devastirana mreža hidroloških stanica. Nakon 1997 godine, počelo se raditi na obnovi mreže hidroloških stanica od strane raznih organizacija i korisnika (Federalni meteorološki zavod, IBG Bihać, Elektroprivrede,...), međutim tek sa uključivanjem Javnog preduzeća za "Vodno područje slivova rijeke Save", krajem 2000 godine, u suradnji sa Federalnim meteorološkim zavodom-počela je sistemska obnova mreže hidroloških stanica.

Kao rezultat tih aktivnosti je rezultirala, ponovna, izrada Hidroloških godišnjaka - za 2001 godinu, na žalost samo za vodno područje sliva rijeke Save, ne i Jadranskog mora.

Dakle, Hidrološki godišnjak koji publikujemo, za 2001 godinu, sadrži prikupljene i obrađene podatke sa mreže hidroloških stanica površinskih voda slivnog područja rijeke Save na području Federacije Bosne i Hercegovine.

Na hidrološkim stanicama se sistemski, po utvrđenom programu, osmatraju i registriraju vodostaji, mjere proticaji, temperature vode i drugi hidrološki parametri.

U Hidrološkom godišnjaku za 2001 godinu se za 22 stanice prikazuju slijedeći podaci:

- Osnovni podaci o hidrološkim stanicama
- Vodostaji: za 22 stanice
- Proticaji: za 17 stanica
- Temperature vode: za 3 stanice

Na kraju, naglašavamo, da je ovaj Hidrološki godišnjak zajedničko djelo, prije svega, Federalnog meteorološkog zavoda i Javnog preduzeća za "Vodno područje slivova rijeke Save".

Sarajevo, 2002. godine

OBJAŠNJENJA

Spisak vodomjernih stanica sa osnovnim podacima – Tabela 1

U tabeli je dat spisak i osnovni podaci o svim vodomjernim stanicama čiji podaci su objavljeni u ovom Hidrološkom godišnjaku.

Stanice su razvrstane po hidrografskoj podjeli, to jest po vodotocima i slivovima kojima vodomjerne stanice pripadaju. Redoslijed vodotoka, odnosno slivnih područja je u smjeru od zapada prema istoku. Vodomjerne stanice su poredane u spisku najprije na glavnoj rijeci, u smjeru od izvora prema ušću, a zatim na pritokama čiji je redoslijed također u nizvodnom smjeru.

U ovoj kalendarskoj godini sve stanice, odnosno vodotoci, su razvrstani u dva glavna slivna područja i to:

- Sliv rijeke Une
- Sliv rijeke Bosne

U tabelarnom spisku su prikazani slijedeći podaci o vodomjernim stanicama:

- Redni broj vodomjerne stanice
- Položaj stanice na vodotoku, odnosno rastojanje stanice od ušća u km
- Površina slivnog područja u km²
- Kota "nule" vodomjera
- Tip stanice (letva, limnigraf, automatska)
- Raniji period rada vodomjerne stanice
- Novi početak rada (datum obnove nakon rata)
- Raspoloživi podaci (vodostaji, protoci, temperature vode...)

Mreža hidroloških stanica slivnog područja rijeke Save - karta

Na priloženoj karti su prikazani lokaliteti vodomjernih stanica razvrstani u tri grupe i označeni različitim bojama prema opremljenosti stanice - letva, limnigraf, automatska stanica, i granice slivnih površina većih rijeka Bosne i Hercegovine.

- Pod automatskom stanicom se podrazumijeva stanica na kojoj se vrši kontinuirano registriranje vodostaja i drugih parametara sa vremenskom diskretizacijom-najčešće jedan sat, i sa mogućnošću teletransmisije podataka telefonskim putem. Automatske stanice imaju mogućnost prikazivanja hidroloških parametara u realnom vremenu.
- Pod "letva" se podrazumijeva stanica na kojoj osmatrač vrši jednokratna osmatranja vodostaja u jutarnjem terminu i, eventualno, za vrijeme trajanja velikih voda.
- Limnigraf kontinuirano registrira vodostaje – upis na traku.

Karakteristični hidrološki parametri za 2001. godinu – Tabela 2

U tabeli su prikazane karakteristične vrijednosti proticaja (srednji, minimalni i maksimalni godišnji proticaji) za kalendarsku 2001. godinu, zatim broj snimljenih poprečnih profila, kao i broj izvršenih hidrometrijskih mjerenja protoka.

VODOSTAJI

U ovom poglavlju se objavljuju dnevni i karakteristični vodostaji rijeka u toku kalendarske 2001. godine - tabele i grafikoni oscilacija vodostaja.

Sve vrijednosti vodostaja su date u centimetrima (cm).

Svakodnevni vodostaji prikazani su kao srednji dnevni vodostaji. Na vodomjernim stanicama gdje se vodostaji čitaju samo jednom dnevno (jutarnji vodostaji) očitane vrijednosti su prikazane kao srednji dnevni vodostaji. Na limnigrafskim stanicama gdje se vrši kontinuirano bilježenje vodostaja - srednji dnevni vodostaji su dobiveni obrađivanjem limnigrafskih traka, a na automatskim stanicama osrednjavanjem satnih vrijednosti vodostaja.

Minimalni, odnosno maksimalni mjesečni vodostaji su prikazani u donjim redovima godišnjaka sa pripadajućim danom pojave.

Karakteristični mjesečni i godišnji vodostaji su prikazani sa slijedećim oznakama:

- NV – minimalni mjesečni, odnosno godišnji vodostaji;
- SV – srednji mjesečni, odnosno godišnji vodostaji;
- VV – maksimalni mjesečni, odnosno godišnji vodostaji;
- SNV – srednji minimalni mjesečni vodostaji;
- SVV – srednji maksimalni mjesečni vodostaji;

PROTICAJI

U ovom poglavlju se objavljuju dnevni i karakteristični proticaji rijeka u toku ove kalendarske godine - tabele i grafikoni oscilacija proticaja sa linijom trajanja.

Sve vrijednosti proticaja su date u m^3/s .

Svakodnevni proticaji u godišnjacima su prikazani kao srednji dnevni proticaji. Ovi proticaji dobiveni su preko srednjih dnevnih vodostaja i "krive proticaja" za 2001. godinu. Na onim hidrometrijskim profilima koji imaju promjenjivo riječno korito

proračun srednjih dnevnih proticaja vršen je preko "familije krivih proticaja" za pojedine periode u toku godine.

Minimalni, odnosno maksimalni mjesečni proticaji su prikazani u donjim redovima godišnjaka sa pripadajućim danom pojave.

Karakteristični mjesečni i godišnji proticaji su prikazani sa slijedećim oznakama:

NQ – minimalni mjesečni, odnosno godišnji proticaji
SQ – srednji mjesečni, odnosno godišnji proticaji
VQ – maksimalni mjesečni, odnosno godišnji proticaji
SNQ – srednji minimalni mjesečni proticaji
SVQ – srednji maksimalni mjesečni proticaji

TEMPERATURE VODE

U ovom poglavlju se objavljuju dnevne i karakteristične temperature vode na rijekama u toku 2001. godine u obliku tabela i grafikona srednjih dnevnih oscilacija temperatura vode.

Svi podaci su dati u Celzijusovim stepenima °C

Svakodnevne temperature vode su prikazane kao srednje dnevne temperature vode. Na vodomjernim stanicama gdje se temperature vode čitaju samo jednom dnevno (istovremeno kada i vodostaji) očitane vrijednosti su prikazane kao srednje dnevne temperature vode. Na automatskim stanicama srednje dnevne temperature vode su dobivene osrednjavanjem satnih vrijednosti.

Minimalne, odnosno maksimalne mjesečne temperature vode su prikazane u donjim redovima godišnjaka sa pripadajućim danom pojave.

Karakteristične mjesečne i godišnje temperature vode su prikazane sa slijedećim oznakama:

NT – minimalne mjesečne, odnosno godišnje temperature vode
ST – srednje mjesečne, odnosno godišnje temperature vode
VT – maksimalne mjesečne, odnosno godišnje temperature vode
SNT – srednje minimalne mjesečne temperature vode
SVT – srednje maksimalne mjesečne temperature vode

SPISAK VODOMJERNIH STANICA SA OSNOVNIM PODACIMA – Tabela 1

R. br.	VS	Vodotok	Sliv	Odstojanje od ušća (km)	Površina sliva (km ²)	Kota "0"	Tip stanice	Raniji period rada	Novi početak rada	H (cm)	Q (m ³ /s)	T (°C)	
<i>PODRUČJE SLIVA RIJEKE UNE</i>													
1	Bihać	Una	Sava	142,0	3429	219,83	Letva	1948-1991	3. XII 1997.	*			
2	Kralje	Una		136,0		208,85	Automatska	1968-1991	1. X 2001.	*		*	
3	Sanski Most	Sana	Una	65,0	2008	156,18	Letva	1945-2003	Bez prekida	*	*	*	
<i>PODRUČJE SLIVA RIJEKE BOSNE</i>													
4	Reljevo	Bosna	Sava	262,0	1125	478,46	Automatska	1957-1991	15. XII 1998.	*		*	
5	Raspotočje	Bosna				4020	312,61	Letva	1969-1991	23. V 2000.	*		
6	Zenica	Bosna		190,0	4120	307,6	Letva	1963-1991	7. III 1998.	*	*		
7	Zavidovići	Bosna		125,0	5033	200,74	Letva	1957-1991	14. XI 2000.	*	*		
8	Maglaj	Bosna		97,0	6619	(150)	Letva	1971-1991	24. XI 2000	*	*		
9	Hadžići	Zujevina	Bosna			557,59	Letva	1966-1991	17. V 2001.	*	*		
10	Blažuj	Zujevina				170	503,01	Letva	1950-1991	17. V 2001.	*	*	
11	Krupačke stijene	Željeznica				313	573,70	Letva	1950-1985	1. IX 2001.	*	*	
12	Ilidža	Željeznica				(500)	Letva	1982-1991	23. V 2001.	*	*		
13	Podtelnjig	Crna rijeka	Željeznica		90	791,77	Limnigraf	1966-1991	23. VII 1999.	*	*		
14	Bogatići	Bijela			108	599,24	Letva	1958-1991	13. IX 2001.	*	*		
15	Sarajevo	Miljacka	Bosna	16,0	338	538,90	Letva	1892-2003	Bez prekida	*	*		
16	Stršljenci	Misoča					872,64	Limnigraf	1986-1991	28. VII 1999.	*	*	
17	Merdani	Lašva		2,2	949	357,52	Letva	1979-1991	2. XII 2000.	*	*		
18	Olovo	Krivaja		64,0	737	527,16	Letva	1969-1991	27. XI 2000.	*	*		
19	Zavidovići	Krivaja		2,0	1387	204,32	Letva	1978-1991	14. XI 2000.	*	*		
20	Bioštica	Bioštica	Krivaja		411	536,26	Letva	1962-1991	29. XI 2000.	*	*		
21	Olovske Luke	Stupčanica				543,51	Letva	1961-1991	29. XI 2000.	*	*		
22	Modrac	Spreča	Bosna	59,5	1176	182,47	Letva	1957-1991	20. XI 2000.	*			

MREŽA HIDROLOŠKIH STANICA SLIVNOG PODRUČJA RIJEKE SAVE

Federacija Bosne i Hercegovine



KARAKTERISTIČNI HIDROLOŠKI PARAMETRI ZA 2001. GODINU – Tabela 2

R.br	VS	Vodotok	Sliv	Broj hidromet mjerjenja	Broj snimljenih P.P.	Q_{SR} (m ³ /s)	Q_{MIN} (m ³ /s)	Q_{MAX} (m ³ /s)
<i>PODRUČJE SLIVA RIJEKE UNE</i>								
1	Bihać	Una	Sava	-	-	-	-	-
2	Kralje	Una		3	1	-	-	-
3	Sanski Most	Sana	Una	3	1	65,1	8,03	374
<i>PODRUČJE SLIVA RIJEKE BOSNE</i>								
4	Reljevo	Bosna	Sava	1	-	35,3	6,81	188
5	Raspotočje	Bosna		-	-	-	-	-
6	Zenica	Bosna		-	-	-	-	-
7	Zavidovići	Bosna		4	-	119	23,4	1010
8	Maglaj	Bosna		4	-	152	30,2	1760
9	Hadžići	Zujevina	Bosna	4	-	-	-	-
10	Blažuj	Zujevina		4	-	-	-	-
11	Krupačke stijene	Željeznica		3	-	-	-	-
12	Ilidža	Željeznica		4	-	-	-	-
13	Podteljig	Crna rijeka	Željeznica	14	-	1,87	0,358	18,2
14	Bogatići	Bijela		3	-	-	-	-
15	Sarajevo	Miljacka	Bosna	-	1	6,19	1,19	34,7
16	Stršljenci	Misoča		14	-	0,957	0,028	12,0
17	Merdani	Lašva		4	-	18,6	7,12	134
18	Olovo	Krivaja		4	-	12,4	1,58	243
19	Zavidovići	Krivaja		4	-	32,7	3,98	565
20	Bioštica	Bioštica	Krivaja	4	-	7,43	1,80	69,0
21	Olovske Luke	Stupčanica		4	-	5,65	0,515	169
22	Modrac	Spreča	Bosna	4	-	-	-	-

VODOSTAJI

DNEVNI I KARAKTERISTIČNI VODOSTAJI

cm

VODOSTAJI

STANICA: BIHAĆ

Redni broj: 1

RIJEKA: UNA

SLIV: Sava

GODINA POČETKA RADA: 1948

KOTA "0": 219.83 mmm

SREDNJE DNEVNE VRIJEDNOSTI VODOSTAJA (cm) ZA: 2001. GODINU

DANI	MJESECI											
	1	2	3	4	5	6	7	8	9	10	11	12
1	84	75	33	38	44	16	11	2	6	25	9	68
2	70	70	33	34	39	14	13	2	6	20	9	66
3	68	70	52	33	39	14	9	2	17	20	8	59
4	58	70	111	29	32	16	9	1	12	18	7	59
5	62	68	116	30	30	18	11	1	15	19	7	51
6	60	62	90	38	28	18	10	0	17	18	7	50
7	58	60	88	38	33	18	8	0	18	17	10	45
8	56	62	78	42	41	18	5	0	15	15	10	48
9	66	60	69	44	41	15	3	0	15	15	10	39
10	65	63	65	51	38	15	3	1	12	15	12	38
11	58	66	65	48	38	15	3	2	15	15	14	31
12	60	65	60	53	37	15	4	4	12	12	18	33
13	63	62	58	55	39	12	5	2	15	10	32	30
14	65	58	58	54	32	13	5	2	17	12	40	35
15	60	55	55	53	32	10	4	2	20	10	42	30
16	65	50	52	42	29	10	4	2	57	10	40	30
17	63	50	52	45	26	10	6	2	87	10	38	30
18	50	42	58	51	25	14	5	2	90	10	36	25
19	60	40	50	52	27	11	4	3	61	10	38	25
20	52	34	49	54	23	14	4	1	42	10	40	27
21	53	33	48	53	25	14	5	2	40	10	40	33
22	48	31	48	50	25	21	5	3	32	12	40	30
23	44	35	43	55	30	24	5	4	30	10	48	30
24	38	38	44	52	25	20	5	4	26	10	50	31
25	40	38	40	50	27	17	3	5	28	11	50	30
26	40	35	38	46	36	15	0	5	35	11	48	33
27	42	38	39	46	21	12	0	5	35	11	40	32
28	43	32	41	41	18	12	2	5	28	11	48	33
29	68		40	40	18	11	2	5	27	10	76	33
30	70		42	38	15	21	2	6	20	10	74	33
31	72		38		14		2	6		9		38
DAN	24	22	1	4	31	15	26	6	1	31	4	18
NV	38	31	33	29	14	10	0	0	6	9	7	25
SV	58	52	57	45	30	15	5	3	28	13	31	38
VV	84	75	116	55	44	24	13	6	90	25	76	68
DAN	1	1	5	13	1	23	2	30	18	1	29	1
GOD.	NV	DATUM		SNV		SV		SVV		VV	DATUM	
2001	0	26. 07.		17		31		56		116	05. 03.	

VODOSTAJI

STANICA: KRALJE

Redni broj: 2

RIJEKA: UNA

SLIV: Sava

GODINA POČETKA RADA: 1968

KOTA "0": 208.85 mmm

SREDNJE DNEVNE VRIJEDNOSTI VODOSTAJA (cm) ZA: 2001. GODINU

DANI	MJESECI											
	1	2	3	4	5	6	7	8	9	10	11	12
1										170	143	275
2										167	142	250
3										163	142	233
4										161	141	221
5										158	141	211
6										157	141	199
7										155	141	191
8										154	141	184
9										152	141	179
10										153	142	175
11										151	142	172
12										149	163	170
13										148	231	169
14										148	285	166
15										148	247	164
16										146	218	162
17										146	201	161
18										145	192	160
19										145	187	159
20										145	187	158
21										144	185	158
22										145	183	158
23										146	214	165
24										146	223	167
25										146	210	164
26									189	146	200	163
27									185	145	196	165
28									177	145	276	162
29									172	143	356	165
30									168	143	316	187
31										143		215
DAN										31	8	19
NV										142	140	157
SV										150	194	182
VV										170	362	292
DAN										1	29	1
GOD.	NV	DATUM		SNV		SV		SVV		VV	DATUM	
2001												

VODOSTAJI

STANICA: SANSKI MOST
 RIJEKA: SANA
 SLIV: Una
 GODINA POČETKA RADA: 1945

Redni broj: 3

KOTA "0": 156.18 mm

SREDNJE DNEVNE VRIJEDNOSTI VODOSTAJA (cm) ZA: 2001. GODINU

DANI	MJESECI											
	1	2	3	4	5	6	7	8	9	10	11	12
1	206	218	150	175	175	150	154	121	115	153	122	227
2	197	196	165	171	173	187	150	120	116	150	121	206
3	188	190	182	170	170	172	148	120	118	147	121	196
4	182	185	358	166	168	176	145	120	117	145	120	187
5	180	201	327	163	164	212	143	120	118	144	120	180
6	177	261	302	165	166	196	142	120	182	143	120	172
7	173	239	279	170	179	186	141	119	198	137	120	171
8	170	236	252	171	221	174	139	119	186	136	120	167
9	175	227	229	199	231	170	138	119	166	135	120	164
10	204	213	215	200	217	165	137	118	201	133	122	162
11	199	203	219	199	204	159	136	118	258	131	123	160
12	198	200	215	194	196	156	135	119	251	130	128	160
13	206	195	206	211	185	151	134	120	205	130	215	156
14	200	189	217	225	179	150	133	118	192	128	255	154
15	196	181	213	201	173	148	132	118	177	128	220	151
16	186	176	200	197	167	146	130	116	315	127	204	148
17	180	171	198	191	162	144	133	116	270	126	195	147
18	174	167	195	251	159	145	133	116	312	125	187	144
19	168	165	194	253	157	156	131	115	253	125	181	143
20	164	164	191	234	156	237	129	115	216	124	180	142
21	162	160	185	227	154	346	128	115	201	123	174	143
22	158	158	180	243	154	289	128	114	187	126	175	142
23	155	156	186	247	153	227	128	114	176	126	182	142
24	154	157	185	249	152	195	128	114	167	126	206	149
25	162	155	182	229	151	192	126	115	171	127	196	147
26	178	152	178	211	155	178	125	115	172	125	184	146
27	230	150	174	201	161	170	125	115	169	125	181	149
28	236	149	171	195	155	162	123	114	165	125	208	147
29	211		167	188	151	170	122	114	160	124	337	146
30	212		165	180	150	152	121	114	155	123	262	174
31	213		175		148		121	114		122		216
DAN	24	28	1	5	31	17	30	22	1	31	4	20
NV	154	149	150	163	148	144	121	114	115	122	120	142
SV	187	186	208	203	171	182	133	117	190	131	173	163
VV	236	261	358	253	231	346	154	121	315	153	337	227
DAN	28	6	4	19	9	21	1	1	16	1	29	1
GOD.	NV	DATUM		SNV		SV		SVV		VV	DATUM	
2001	114	22. 08.		137		170		249		358	04. 03.	

VODOSTAJI

STANICA: RELJEVO

Redni broj: 4

RIJEKA: BOSNA

SLIV: Sava

GODINA POČETKA RADA: 1957

KOTA "0": 478,46 mm

SREDNJE DNEVNE VRIJEDNOSTI VODOSTAJA (cm) ZA: 2001. GODINU

DANI	MJESECI											
	1	2	3	4	5	6	7	8	9	10	11	12
1	191	187	161	129	151	124	115	103	104	140	105	163
2	174	172	156	125	149	125	119	100	106	133	104	153
3	161	161	200	123	147	119	116	99	103	128	103	145
4	154	154	283	121	147	144	114	99	103	124	102	141
5	148	154	253	121	144	142	113	98	105	121	102	137
6	141	158	232	126	141	132	110	98	130	120	102	135
7	136	153	203	121	140	128	108	97	148	118	102	133
8	135	149	185	120	137	122	107	97	139	115	102	129
9	191	145	172	146	136	118	105	96	129	114	105	126
10	180	141	164	164	138	115	105	96	182	112	129	123
11	163	145	158	157	134	112	105	95	237	111	139	120
12	161	143	154	196	131	111	104	97	186	110	140	121
13	169	141	151	199	129	110	103	97	160	109	172	120
14	156	137	153	175	125	111	102	96	146	108	257	118
15	149	133	151	164	123	109	101	95	158	107	191	116
16	143	129	146	155	121	108	101	95	191	107	168	115
17	138	127	142	159	120	106	102	94	183	106	156	114
18	135	125	143	185	120	106	100	102	210	105	148	112
19	131	124	144	172	119	118	99	97	203	105	143	112
20	128	122	142	166	118	157	98	96	175	104	143	111
21	125	121	140	230	116	218	103	97	160	104	137	111
22	124	120	140	231	116	188	102	101	149	106	132	111
23	122	123	147	216	116	158	106	100	141	104	135	112
24	122	123	143	203	114	144	112	98	135	103	137	111
25	122	122	142	187	131	135	110	106	136	108	134	109
26	132	120	142	177	131	129	107	99	136	117	131	110
27	222	119	144	172	122	123	105	98	180	116	133	110
28	203	118	142	165	118	119	103	95	161	111	174	109
29	191		138	160	115	117	102	95	149	109	210	109
30	240		134	155	112	116	101	94	140	107	179	129
31	211		132		111		103	97		106		143
DAN	25	28	1	5	31	18	21	18	1	21	9	26
NV	119	115	128	119	110	115	97	92	97	101	100	106
SV	158	138	162	164	128	129	106	98	153	112	140	123
VV	250	196	295	256	153	225	123	150	252	144	285	172
DAN	30	1	4	21	1	21	1	18	11	1	14	1
GOD.	NV	DATUM		SNV		SV		SVV		VV	DATUM	
2001	92	18. 08.		108		134		208		295	04. 03.	

VODOSTAJI

STANICA: RASPOTOČJE

Redni broj: 5

RIJEKA: BOSNA

SLIV: Sava

GODINA POČETKA RADA: 1969

KOTA "0": 312.61 mmm

SREDNJE DNEVNE VRIJEDNOSTI VODOSTAJA (cm) ZA: 2001. GODINU

DANI	MJESECI											
	1	2	3	4	5	6	7	8	9	10	11	12
1	144	155	150	103	125	92	100	70	54	105	66	148
2	130	156	152	100	120	133	96	67	66	102	66	134
3	120	142	140	98	118	110	96	65	65	98	64	124
4	112	132	250	96	120	144	92	63	62	93	63	118
5	106	128	232	94	114	148	90	62	60	90	63	112
6	100	132	208	98	110	128	90	60	120	87	62	108
7	97	126	184	98	110	116	86	60	133	86	62	108
8	94	122	164	96	114	110	82	59	114	84	62	102
9	156	120	150	103	110	102	80	58	96	82	62	100
10	164	114	140	128	113	98	79	58	100	78	68	98
11	134	113	134	129	105	94	84	56	200	78	88	94
12	126	112	130	138	102	90	78	58	170	76	96	93
13	150	110	125	230	100	88	76	61	132	76	107	92
14	132	107	127	184	98	90	74	59	115	74	220	90
15	122	103	124	160	95	92	72	56	102	74	170	88
16	115	100	119	146	92	86	70	56	192	72	140	86
17	110	98	116	136	90	82	70	54	160	72	127	84
18	104	96	114	180	88	82	74	54	180	70	120	82
19	100	95	113	168	88	90	69	60	175	70	113	82
20	97	92	112	154	88	180	67	61	150	69	112	81
21	93	90	109	176	86	270	72	56	130	68	108	80
22	92	90	107	222	86	216	77	60	118	68	103	80
23	90	92	130	206	96	160	100	66	110	70	102	80
24	88	94	120	194	91	136	102	60	103	67	110	82
25	90	94	114	175	98	122	91	60	100	68	108	78
26	105	93	112	160	150	114	90	62	102	72	105	76
27	180	90	110	152	114	106	78	58	160	79	102	86
28	180	88	117	144	102	102	76	56	140	75	114	80
29	156		108	137	96	101	72	54	122	72	208	81
30	255		108	130	92	110	68	54	111	70	167	90
31	215		106		94		70	53		68		100
DAN	24	28	31	5	21	17	20	31	1	24	6	26
NV	88	88	106	94	86	82	67	53	54	67	62	76
SV	128	110	136	145	103	120	81	59	121	78	105	95
VV	255	156	250	230	150	280	102	70	200	105	220	148
DAN	30	2	4	13	26	21	24	1	11	1	14	1
GOD.	NV	DATUM		SNV		SV		SVV		VV	DATUM	
2001	53	31. 08.		77		107		181		280	21. 06.	

VODOSTAJI

STANICA: ZENICA

Redni broj: 6

RIJEKA: BOSNA

SLIV: Sava

GODINA POČETKA RADA: 1963

KOTA "0": 307.60 mmm

SREDNJE DNEVNE VRIJEDNOSTI VODOSTAJA (cm) ZA: 2001. GODINU

DANI	MJESECI											
	1	2	3	4	5	6	7	8	9	10	11	12
1	178	224	185	128	152	118	128	90	78	128	90	180
2	152	190	190	126	148	158	120	89	88	124	90	160
3	135	176	170	124	142	134	120	88	86	118	89	140
4	135	165	300	120	148	176	116	88	84	115	88	135
5	132	156	280	116	138	180	112	87	83	110	88	132
6	127	160	255	122	135	154	112	86	146	110	88	130
7	122	156	228	118	134	142	110	86	160	108	88	130
8	116	150	200	115	140	130	108	86	135	106	88	128
9	180	146	180	130	136	126	104	85	116	105	87	126
10	194	140	172	158	138	120	100	85	124	104	90	124
11	170	140	162	156	130	116	102	84	242	102	110	120
12	154	138	156	168	130	112	100	85	200	100	120	116
13	182	135	150	280	125	110	98	85	158	99	136	114
14	158	132	150	228	122	112	97	84	136	98	268	112
15	146	130	150	196	116	112	96	84	118	97	206	110
16	138	126	146	176	112	108	94	83	232	95	170	109
17	130	120	140	160	110	102	92	82	190	94	152	108
18	125	118	138	220	108	102	90	80	220	93	138	108
19	124	116	136	200	106	104	90	84	210	92	136	107
20	122	114	136	190	106	238	89	85	180	91	138	106
21	120	112	134	220	106	341	95	84	156	90	132	105
22	118	112	132	270	106	270	100	84	140	90	125	104
23	115	114	158	256	120	195	130	88	132	90	122	103
24	112	116	150	238	112	170	128	83	126	90	134	102
25	112	116	144	216	120	150	124	82	130	91	135	102
26	130	115	138	196	180	138	122	86	128	90	130	102
27	210	114	134	180	140	130	104	82	190	96	126	101
28	220	113	144	170	126	126	100	80	170	98	138	101
29	190		140	160	118	126	97	78	146	95	254	101
30	315		135	156	112	144	94	78	134	90	202	102
31	270		130		116		92	77		90		146
DAN	24	21	31	8	19	17	20	31	1	21	9	27
NV	112	112	130	115	106	102	89	77	78	90	87	101
SV	156	137	167	176	127	148	105	84	148	100	132	118
VV	315	224	300	280	180	350	130	90	242	128	268	180
DAN	30	1	4	13	26	21	23	1	11	1	14	1
GOD.	NV	DATUM		SNV		SV		SVV		VV	DATUM	
2001	77	31. 08.		100		133		224		350	21. 06.	

VODOSTAJI

STANICA: ZAVIDOVIĆI

Redni broj: 7

RIJEKA: BOSNA

SLIV: Sava

GODINA POČETKA RADA: 1957

KOTA "0": 200.74 mm

SREDNJE DNEVNE VRIJEDNOSTI VODOSTAJA (cm) ZA: 2001. GODINU

DANI	MJESECI											
	1	2	3	4	5	6	7	8	9	10	11	12
1	196	248	159	157	175	139	148	96	63	147	85	210
2	175	217	231	146	166	221	146	94	76	143	83	189
3	158	198	216	139	161	165	145	90	88	140	81	175
4	147	180	329	133	165	223	136	87	78	136	79	166
5	140	178	316	127	159	232	129	85	74	132	78	159
6	135	188	285	135	154	190	127	83	281	127	77	152
7	126	181	257	137	168	173	121	81	251	124	79	153
8	115	175	229	131	162	161	118	79	175	118	78	147
9	258	168	208	160	156	146	112	77	138	114	77	139
10	245	159	191	190	151	135	116	75	169	109	82	133
11	191	170	185	196	148	129	140	73	311	106	110	126
12	178	163	177	202	145	124	119	78	261	102	126	125
13	206	159	172	352	140	121	109	76	198	100	146	124
14	186	152	169	276	131	123	107	74	166	98	298	123
15	169	146	172	227	128	131	105	72	146	96	247	118
16	157	137	165	208	125	122	101	70	261	93	196	116
17	147	132	158	191	121	124	98	68	239	92	179	115
18	136	129	154	248	118	125	99	66	270	90	166	115
19	132	125	151	230	116	244	97	72	247	89	160	108
20	126	122	150	212	114	413	95	79	216	88	163	107
21	124	118	147	218	112	487	94	76	186	86	156	104
22	120	112	145	306	110	340	118	74	168	89	148	104
23	126	110	175	318	149	248	202	82	153	92	145	104
24	127	131	171	282	130	205	177	78	138	89	162	110
25	128	132	158	246	125	180	140	76	140	86	154	108
26	137	128	152	222	241	166	131	77	146	95	149	105
27	188	125	148	207	172	155	116	75	225	98	147	109
28	247	118	159	198	146	144	110	72	206	95	168	107
29	215		153	190	144	146	102	70	176	93	296	103
30	356		155	181	138	175	99	68	158	90	240	139
31	294		172		132		98	65		87		178
DAN	8	23	22	5	22	13	21	31	1	21	6	29
NV	115	110	145	127	110	121	94	65	63	86	77	103
SV	174	154	187	206	145	190	121	77	180	105	145	131
VV	362	248	329	352	241	500	202	96	312	147	298	210
DAN	30	1	4	13	26	21	23	1	11	1	14	1
GOD.	NV	DATUM		SNV		SV		SVV		VV	DATUM	
2001	63	01. 09.		101		151		275		500	21. 06.	

VODOSTAJI

STANICA: MAGLAJ POLJICE
 RIJEKA: BOSNA
 SLIV: Sava
 GODINA POČETKA RADA: 1971

Redni broj: 8

KOTA "0": (150.00)

SREDNJE DNEVNE VRIJEDNOSTI VODOSTAJA (cm) ZA: 2001. GODINU

DANI	MJESECI											
	1	2	3	4	5	6	7	8	9	10	11	12
1	175	241	110	143	151	114	137	92	57	135	75	210
2	157	204	229	128	145	226	154	85	67	130	69	182
3	139	181	203	119	139	156	148	81	72	121	69	165
4	128	164	325	114	141	289	132	77	67	116	65	154
5	120	169	319	110	137	303	128	74	64	108	66	146
6	116	187	280	116	134	219	121	73	150	103	66	138
7	109	170	257	123	132	159	115	72	134	101	67	140
8	102	159	216	113	183	144	110	70	185	97	74	133
9	179	150	191	124	173	130	106	69	158	95	78	125
10	265	140	178	211	154	119	127	67	176	91	86	118
11	188	141	165	197	136	110	268	65	368	88	97	111
12	164	152	156	203	126	100	220	70	186	87	112	110
13	198	142	149	390	121	101	109	72	178	85	164	109
14	184	135	149	289	115	115	101	71	158	82	208	108
15	158	126	150	228	110	105	96	67	151	78	302	103
16	142	119	143	195	106	101	92	65	183	80	244	101
17	129	114	134	177	102	96	90	63	286	78	186	100
18	121	109	121	230	98	100	95	60	264	78	161	100
19	113	106	130	228	100	152	88	66	244	76	148	94
20	109	103	127	201	99	528	86	78	212	75	162	93
21	104	102	124	199	97	586	80	75	178	73	148	90
22	101	100	120	326	94	362	111	72	158	75	137	88
23	98	99	192	346	146	244	248	73	154	77	136	89
24	100	114	168	302	119	202	210	76	149	75	148	92
25	114	112	147	248	105	189	158	71	118	77	142	91
26	126	112	136	214	236	183	126	69	137	75	135	90
27	180	109	130	194	166	178	115	66	270	82	135	90
28	255	106	139	171	130	174	106	62	217	82	172	90
29	248		134	170	117	154	97	59	174	81	301	103
30	332		139	159	107	142	90	57	148	78	244	188
31	294		177		108		101	57		76		193
DAN	23	23	1	5	22	17	21	30	1	21	4	22
NV	98	99	110	110	94	96	80	57	57	73	65	88
SV	160	138	172	199	130	193	128	70	169	89	140	121
VV	360	241	325	398	236	633	268	92	372	135	303	210
DAN	30	1	4	13	26	21	11	1	11	1	15	1
GOD.	NV	DATUM		SNV		SV		SVV		VV	DATUM	
2001	57	30. 08.		86		142		298		633	21. 06.	

VODOSTAJI

STANICA: HADŽIĆI
 RIJEKA : ZUJEVINA
 SLIV : Bosna
 GODINA POČETKA RADA: 1966.

Redni broj: 9

KOTA "0": 557.59 mm

SREDNJE DNEVNE VRIJEDNOSTI VODOSTAJA (cm) ZA: 2001. GODINU

DANI	MJESECI											
	1	2	3	4	5	6	7	8	9	10	11	12
1						23	19	15	11	24	12	37
2						23	18	13	13	20	12	34
3						23	18	13	15	19	12	33
4						26	17	12	11	19	11	30
5						29	17	11	11	17	11	27
6						29	17	10	37	16	11	25
7						27	17	10	40	16	11	25
8						24	16	10	45	15	10	23
9						23	15	9	37	15	10	23
10						22	14	9	48	14	13	21
11						21	14	9	85	13	23	21
12						20	13	12	58	13	27	20
13						19	13	10	43	12	33	20
14						21	12	10	37	12	54	19
15						20	12	10	30	12	50	19
16						19	11	9	65	12	42	18
17					22	19	12	9	53	12	32	17
18					22	18	12	9	84	12	28	16
19					22	20	12	11	66	12	27	16
20					22	72	12	10	50	11	26	16
21					21	91	16	9	43	11	23	16
22					21	60	15	9	32	12	23	16
23					21	45	18	9	27	11	25	16
24					20	29	17	8	25	11	30	16
25					21	25	18	9	27	16	28	16
26					21	23	18	9	26	20	27	15
27					23	21	17	9	34	17	27	15
28					22	20	16	9	39	15	39	15
29					21	20	16	9	33	13	50	15
30					20	19	15	9	24	13	38	20
31					20		22	9		12		29
DAN						18	16	24	1	20	8	26
NV						18	11	8	11	11	10	15
SV						28	15	10	38	14	26	21
VV						91	22	15	85	24	54	37
DAN						21	31	1	11	1	14	1

GOD. 2001 NV DATUM SNV SV SVV VV DATUM

VODOSTAJI

STANICA: BLAŽUJ
 RIJEKA : ZUJEVINA
 SLIV : Bosna
 GODINA POČETKA RADA: 1950

Redni broj: 10

KOTA "0": 503.01 mm

SREDNJE DNEVNE VRIJEDNOSTI VODOSTAJA (cm) ZA: 2001. GODINU

DANI	MJESECI											
	1	2	3	4	5	6	7	8	9	10	11	12
1						8	-6	-8	-8	10	0	26
2						8	-6	-8	-10	8	0	22
3						6	-6	-8	-4	6	0	20
4						6	-6	-8	-8	6	-2	20
5						4	-6	-8	-8	2	-4	18
6						4	-6	-8	0	0	-4	18
7						2	-6	-8	-2	0	-4	14
8						2	-6	-8	4	-2	-4	14
9						2	-6	-10	4	-2	-4	10
10						2	-8	-10	14	-2	0	10
11						2	-8	-10	60	-2	4	10
12						2	-8	-10	34	-4	14	6
13						1	-8	-10	24	-4	18	6
14						1	-8	-10	24	-4	72	4
15						0	-8	-10	34	-4	34	4
16						0	-8	-10	72	-4	26	4
17					2	0	-8	-10	34	-4	34	2
18					2	2	-8	-10	60	-4	34	2
19					2	2	-8	-10	40	-4	32	2
20					-1	38	-8	-10	30	-6	16	2
21					0	70	-6	-10	24	-6	16	2
22					2	38	-8	-10	10	-6	16	0
23					2	20	-8	-10	8	-6	16	0
24					2	6	-8	-10	6	-6	14	0
25					2	4	-8	-10	24	0	14	0
26					2	2	-8	-10	24	8	12	0
27					1	0	-8	-10	20	4	12	0
28					1	-2	-8	-10	20	0	12	8
29					0	-2	-8	-10	18	0	36	8
30					0	-2	-8	-10	14	0	28	10
31					0		0	-10		0		10
DAN						28	10	9	2	20	5	22
NV						-2	-8	-10	-10	-6	-4	0
SV						8	-6	-8	19	0	15	8
VV						70	0	-8	72	10	72	26
DAN						21	31	1	16	1	14	1

GOD. 2001 NV DATUM SNV SV SVV VV DATUM

VODOSTAJI

STANICA: KRUPAČKE STIJENE
 RIJEKA : ŽELJEZNICA
 SLIV : Bosna
 GODINA POČETKA RADA: 1950

Redni broj: 11

KOTA "0": 573.70 mm

SREDNJE DNEVNE VRIJEDNOSTI VODOSTAJA (cm) ZA: 2001. GODINU

DANI	MJESECI											
	1	2	3	4	5	6	7	8	9	10	11	12
1									51	86	56	116
2									32	76	56	107
3									32	73	55	103
4									31	70	55	99
5									33	69	55	95
6									66	67	54	90
7									84	65	54	88
8									70	63	55	84
9									61	62	55	81
10									116	60	92	78
11									168	57	113	76
12									129	55	94	73
13									93	54	110	73
14									82	53	202	70
15									77	53	138	71
16									110	52	116	70
17									101	52	107	68
18									149	52	99	67
19									140	59	97	66
20									115	66	98	65
21									96	66	100	65
22									88	64	99	63
23									79	62	98	61
24									76	59	96	62
25									82	64	92	63
26									72	72	87	63
27									128	65	84	63
28									107	60	132	64
29									94	59	136	63
30									89	58	131	87
31										57		103
DAN									4	16	6	23
NV									31	52	54	61
SV									88	62	94	77
VV									168	86	202	116
DAN									11	1	14	1

GOD.	NV	DATUM	SNV	SV	SVV	VV	DATUM
2001							

VODOSTAJI

STANICA: ILIDŽA
 RIJEKA : ŽELJEZNICA
 SLIV : Bosna
 GODINA POČETKA RADA: 1982

Redni broj: 12

KOTA "0": (500.00)

SREDNJE DNEVNE VRIJEDNOSTI VODOSTAJA (cm) ZA: 2001. GODINU

DANI	MJESECI											
	1	2	3	4	5	6	7	8	9	10	11	12
1						46	46	34	32	54	33	65
2						50	46	36	33	52	32	62
3						41	42	34	31	51	32	59
4						51	40	30	26	49	34	56
5						60	40	32	31	46	24	56
6						55	39	33	39	49	30	55
7						52	39	32	42	45	30	55
8						50	32	33	34	42	28	54
9						42	32	32	36	40	28	53
10						46	30	32	80	39	50	52
11						46	30	32	94	39	50	51
12						45	30	31	65	36	50	52
13						44	29	28	50	36	52	52
14						44	29	26	42	30	111	51
15						46	28	27	42	38	75	50
16						44	28	26	66	35	60	49
17						43	27	30	70	34	56	49
18						42	27	30	80	32	52	49
19						44	27	30	52	37	52	48
20						46	26	30	54	30	53	48
21						76	26	39	54	29	50	48
22						74	30	26	54	44	50	47
23					50	57	34	26	49	43	50	46
24					49	46	34	28	44	42	50	47
25					50	50	34	28	40	42	48	46
26					51	42	30	28	40	42	48	47
27					49	41	30	29	62	42	74	48
28					47	41	30	28	52	41	76	47
29					40	40	30	28	50	40	78	46
30					40	40	32	32	56	32	66	48
31					40		34	32		34		61
DAN						29	20	14	4	21	5	23
NV						40	26	26	26	29	24	46
SV						48	33	30	50	40	51	52
VV						76	46	39	94	54	111	65
DAN						21	1	21	11	1	14	1

GOD. 2001 NV DATUM SNV SV SVV VV DATUM

VODOSTAJI

STANICA: PODTELJIG
 RIJEKA : CRNA RIJEKA
 SLIV : Željeznica
 GODINA POČETKA RADA: 1966

Redni broj: 13

KOTA "0": 791.77 mm

SREDNJE DNEVNE VRIJEDNOSTI VODOSTAJA (cm) ZA: 2001. GODINU

DANI	MJESECI											
	1	2	3	4	5	6	7	8	9	10	11	12
1	59	62	41	28	44	28	25	17	19	31	21	70
2	51	55	39	28	41	27	31	17	16	29	21	62
3	47	50	83	27	40	27	30	17	16	27	21	57
4	44	46	107	26	39	32	29	17	16	26	20	55
5	42	47	96	27	37	30	28	16	16	25	20	51
6	39	48	81	29	36	29	27	16	23	25	20	49
7	37	47	68	28	39	28	26	16	22	24	20	48
8	37	46	60	28	36	27	25	16	19	24	20	45
9	64	44	55	31	35	26	25	15	18	23	20	43
10	58	43	51	36	35	24	24	15	45	23	31	41
11	51	43	49	37	34	24	23	16	49	22	33	40
12	51	42	47	48	33	24	21	16	35	22	34	41
13	46	41	46	52	32	24	21	16	28	22	36	41
14	44	41	44	48	31	24	20	16	24	22	111	40
15	42	39	42	44	31	24	19	16	31	22	75	39
16	39	38	41	42	30	23	18	15	34	21	58	39
17	38	37	38	47	29	22	19	15	40	20	50	38
18	36	36	39	58	28	22	19	16	45	20	47	37
19	34	35	39	54	27	28	18	16	45	20	46	37
20	33	34	38	52	27	42	18	15	37	20	47	37
21	32	33	37	74	27	55	18	17	32	20	44	36
22	31	33	37	75	26	44	20	18	29	20	43	36
23	31	33	41	69	26	36	21	17	27	20	43	36
24	30	33	39	63	26	33	21	17	25	20	42	36
25	31	32	38	58	28	30	20	20	25	23	41	35
26	35	31	38	54	27	28	20	17	28	24	40	36
27	74	30	39	51	26	27	19	17	48	23	40	36
28	70	30	37	50	25	27	19	16	39	22	62	36
29	73		34	47	24	26	18	16	34	22	98	34
30	83		30	45	24	26	18	16	32	22	81	39
31	72		29		24		18	16		22		53
DAN	24	27	30	4	30	17	20	20	2	21	4	25
NV	30	28	29	26	23	22	17	14	16	19	20	32
SV	47	40	48	45	31	29	22	16	30	23	43	43
VV	86	66	112	81	50	59	31	24	58	33	134	76
DAN	29	1	3	21	1	20	2	18	10	1	14	1

GOD.	NV	DATUM	SNV	SV	SVV	VV	DATUM
2001	14	20. 08.	23	35	68	134	14. 11.

VODOSTAJI

STANICA: BOGATIĆI
 RIJEKA : BIJELA
 SLIV : Željeznica
 GODINA POČETKA RADA: 1958

Redni broj: 14

KOTA "0": 599.24 mm

SREDNJE DNEVNE VRIJEDNOSTI VODOSTAJA (cm) ZA: 2001. GODINU

DANI	MJESECI											
	1	2	3	4	5	6	7	8	9	10	11	12
1										20	10	40
2										18	10	28
3										16	10	24
4										16	10	18
5										14	10	16
6										14	10	14
7										12	10	14
8										12	10	14
9										12	10	10
10										12	14	10
11										12	14	10
12										10	24	10
13									20	10	32	10
14									20	10	70	10
15									22	10	60	10
16									30	10	50	10
17									48	10	40	10
18									54	10	40	10
19									50	10	20	10
20									44	10	20	10
21									34	10	20	10
22									27	10	20	10
23									20	10	20	10
24									20	10	18	10
25									22	14	18	10
26									24	18	18	10
27									40	18	20	10
28									40	16	48	10
29									32	14	52	20
30									20	10	46	30
31										10		30
DAN										12	1	9
NV										10	10	10
SV										13	25	14
VV										20	70	40
DAN										1	14	1

GOD. 2001 NV DATUM SNV SV SVV VV DATUM

VODOSTAJI

STANICA: SARAJEVO
 RIJEKA: MILJACKA
 SLIV: Bosne
 GODINA POČETKA RADA: 1892

Redni broj: 15

KOTA "0": 538,90 mm

SREDNJE DNEVNE VRIJEDNOSTI VODOSTAJA (cm) ZA: 2001. GODINU

DANI	MJESECI											
	1	2	3	4	5	6	7	8	9	10	11	12
1	111	115	109	101	106	96	97	93	93	105	92	114
2	110	110	110	100	105	102	102	93	97	104	90	114
3	108	109	117	100	104	96	100	93	94	103	90	114
4	106	108	137	99	108	115	97	92	91	102	90	113
5	106	108	128	99	108	108	96	92	91	100	90	112
6	104	111	123	103	106	104	95	92	102	100	90	111
7	102	109	120	101	104	101	95	92	102	99	90	111
8	101	108	117	100	103	99	94	92	102	98	90	109
9	138	107	115	104	102	98	93	92	94	98	90	107
10	117	107	114	119	104	97	93	92	125	93	116	104
11	112	107	112	116	101	96	93	92	150	93	108	100
12	108	107	110	149	101	96	93	92	122	92	100	97
13	105	106	108	142	100	95	93	92	112	92	102	95
14	108	105	108	126	100	95	93	92	107	92	148	93
15	105	104	107	119	99	96	92	92	103	92	116	93
16	104	103	106	111	98	95	92	92	146	92	110	93
17	103	102	105	110	97	95	92	90	124	92	108	93
18	103	101	104	119	97	94	91	90	130	92	106	93
19	102	100	103	115	97	97	91	90	128	92	103	93
20	101	100	103	128	96	118	91	90	118	92	104	93
21	101	99	103	138	96	140	95	90	110	92	102	93
22	99	98	103	121	96	125	98	90	108	92	100	93
23	99	101	112	126	97	112	98	94	105	92	100	93
24	99	103	109	123	96	107	99	91	103	92	100	93
25	100	102	106	118	96	104	98	101	103	92	101	93
26	105	101	103	117	107	103	97	93	102	100	100	92
27	136	100	102	120	99	101	96	91	133	95	101	92
28	120	98	104	109	97	100	96	90	115	92	116	92
29	112		103	108	96	98	95	90	112	92	123	109
30	135		103	107	96	97	95	90	109	92	114	110
31	122		102		97		93	92		92		114
DAN	22	22	27	4	20	18	18	17	4	12	2	26
NV	99	98	102	99	96	94	91	90	91	92	90	92
SV	109	105	110	115	100	103	95	92	111	95	103	101
VV	138	115	137	149	108	140	102	101	150	105	148	114
DAN	9	1	4	12	4	21	2	25	11	1	14	1

GOD.	NV	DATUM	SNV	SV	SVV	VV	DATUM
2001	90	17. 08.	95	103	126	150	11. 09.

VODOSTAJI

STANICA: STRŠLJENCI
 RIJEKA: MISOČA
 SLIV: Bosna
 GODINA POČETKA RADA: 1986

Redni broj: 16

KOTA "0": 872.64 mm

SREDNJE DNEVNE VRIJEDNOSTI VODOSTAJA (cm) ZA: 2001. GODINU

DANI	MJESECI											
	1	2	3	4	5	6	7	8	9	10	11	12
1	52	59	50	53	55	53	47	31	30	53	40	59
2	50	54	49	50	53	57	46	30	34	51	39	57
3	48	52	57	49	53	53	45	29	31	49	39	55
4	47	50	83	48	53	70	44	28	29	48	39	55
5	47	52	71	47	52	60	45	27	37	46	39	54
6	46	55	65	52	51	52	44	27	58	46	39	53
7	46	53	61	49	51	50	42	28	58	46	41	53
8	44	52	57	49	53	48	40	28	45	45	40	54
9	63	51	55	56	50	47	39	28	39	44	41	52
10	60	49	53	64	49	46	38	28	52	44	44	52
11	57	49	51	63	48	44	37	28	76	43	46	52
12	62	48	50	83	47	43	36	31	63	43	51	52
13	66	47	49	95	47	41	35	31	50	42	72	52
14	57	46	50	75	46	44	34	30	45	42	74	52
15	53	45	49	66	46	42	33	29	69	42	59	52
16	52	44	48	62	45	41	33	29	92	42	54	52
17	50	45	46	64	45	40	34	30	71	41	52	51
18	51	43	46	71	45	40	34	31	75	41	50	51
19	49	43	46	65	44	53	33	33	71	41	50	51
20	48	43	45	61	44	101	32	30	61	40	49	51
21	48	42	45	74	44	133	37	30	56	40	48	51
22	46	42	52	72	45	95	40	32	52	41	47	51
23	45	43	66	69	47	69	54	31	50	41	49	51
24	44	43	56	67	44	60	49	30	49	40	52	51
25	45	45	52	63	49	55	44	30	55	41	54	51
26	57	44	50	59	58	52	41	30	55	43	54	51
27	87	45	49	58	48	50	38	29	77	42	51	51
28	73	45	49	56	44	48	36	29	65	40	65	51
29	66		50	54	44	47	34	28	58	40	70	51
30	87		52	53	44	50	34	28	54	40	63	52
31	70		58		45		33	28		40		55
DAN	2	20	21	5	30	18	20	5	4	20	5	25
NV	44	41	44	46	42	39	31	27	28	40	37	50
SV	55	47	54	62	48	56	39	29	55	43	50	52
VV	94	64	88	101	65	149	56	38	118	55	89	61
DAN	27	1	4	13	26	21	23	17	16	1	13	1

GOD.	NV	DATUM	SNV	SV	SVV	VV	DATUM
2001	27	05. 08.	39	49	82	149	21. 06.

VODOSTAJI

STANICA: MERDANI

Redni broj: 17

RIJEKA : LAŠVA

SLIV : Bosna

GODINA POČETKA RADA: 1979

KOTA "0": 357.52 mm

SREDNJE DNEVNE VRIJEDNOSTI VODOSTAJA (cm) ZA: 2001. GODINU

DANI	MJESECI											
	1	2	3	4	5	6	7	8	9	10	11	12
1	78	100	102	86	90	110	96	71	64	80	64	100
2	74	93	101	84	88	102	94	71	66	79	64	96
3	72	88	101	83	88	96	88	70	62	78	64	91
4	70	86	128	82	86	95	87	70	62	76	63	89
5	68	84	124	81	86	108	85	69	87	75	64	86
6	67	83	122	86	85	102	84	68	90	74	63	83
7	65	82	110	84	86	98	83	68	95	73	64	81
8	73	78	100	90	95	95	81	67	83	71	63	80
9	101	75	100	94	90	91	80	66	85	71	63	79
10	96	70	96	88	88	88	80	66	86	71	67	77
11	88	82	94	86	86	86	83	65	122	72	74	76
12	86	78	92	108	85	84	80	68	109	71	69	76
13	91	76	90	140	83	82	78	67	94	70	94	76
14	83	75	96	120	82	98	77	66	95	70	106	75
15	80	74	95	110	82	90	76	65	96	69	96	74
16	77	73	94	100	81	88	75	65	95	69	90	73
17	75	72	92	110	80	86	73	65	110	68	88	73
18	73	71	92	110	81	84	73	65	105	68	86	72
19	72	71	90	110	80	85	72	66	100	67	82	72
20	71	70	86	95	79	150	71	66	93	67	83	72
21	71	70	84	110	78	168	85	65	89	66	81	71
22	70	70	86	115	79	132	76	66	85	66	80	71
23	70	72	96	110	95	105	90	65	82	66	86	71
24	70	73	94	105	90	103	95	64	80	66	86	71
25	70	72	92	105	87	102	78	63	82	71	84	71
26	72	72	84	100	105	98	82	63	85	68	82	70
27	109	71	92	98	97	94	75	62	100	66	81	69
28	105	70	90	96	88	91	75	61	95	66	95	69
29	101		88	95	86	94	74	61	94	65	122	68
30	109		90	92	85	102	74	60	85	64	110	70
31	107		88		85		74	60		64		71
DAN	7	10	21	5	21	13	20	30	3.00	30	4	29
NV	65	70	84	81	78	82	71	60	62	64	63	68
SV	81	77	96	99	86	100	80	66	89	70	80	77
VV	109	100	128	140	105	174	96	71	122	80	122	100
DAN	27	1	4	13	26	21	1	1	11	1	29	1

GOD.	NV	DATUM	SNV	SV	SVV	VV	DATUM
2001	60	30. 08.	71	83	112	174	21. 06.

VODOSTAJI

STANICA: OLOVO

Redni broj: 18

RIJEKA: KRIVAJA

SLIV: Bosna

GODINA POČETKA RADA: 1969

KOTA "0": 527.16 mmm

SREDNJE DNEVNE VRIJEDNOSTI VODOSTAJA (cm) ZA: 2001. GODINU

DANI	MJESECI											
	1	2	3	4	5	6	7	8	9	10	11	12
1	87	108	43	58	65	43	60	30	22	67	28	86
2	73	97	68	52	60	78	58	29	24	68	27	70
3	62	80	70	50	58	60	66	28	23	58	27	68
4	59	73	192	46	65	76	58	28	21	55	28	66
5	52	76	151	44	66	92	52	27	20	52	26	63
6	48	69	132	58	60	69	50	26	76	49	26	60
7	45	80	114	52	59	59	46	25	104	47	23	60
8	41	76	98	46	62	53	45	24	58	42	22	54
9	111	74	87	60	57	47	41	22	48	37	20	50
10	97	68	83	128	50	43	40	20	54	40	26	48
11	80	71	77	117	48	42	55	22	198	37	42	45
12	80	68	74	114	46	40	43	28	103	33	46	42
13	118	66	67	240	46	38	40	22	90	32	53	38
14	97	59	70	143	44	40	37	23	68	30	183	36
15	83	56	67	118	42	41	44	21	58	34	110	34
16	69	53	62	106	40	36	36	20	180	31	78	34
17	66	50	58	90	39	34	32	20	132	30	70	35
18	59	49	56	101	41	32	32	18	140	29	60	36
19	52	47	52	90	36	40	30	18	139	28	57	37
20	52	44	50	82	36	214	30	17	104	28	63	36
21	48	43	48	120	35	310	32	18	87	27	55	37
22	48	45	47	126	36	235	38	27	75	28	52	36
23	41	47	124	132	41	190	80	25	66	28	47	34
24	41	50	90	140	37	105	100	22	60	26	46	32
25	48	47	72	112	38	96	76	21	62	32	45	35
26	62	45	66	102	112	82	60	21	63	34	44	30
27	129	43	57	88	67	75	56	20	188	30	50	28
28	122	42	66	80	56	68	50	22	108	28	74	32
29	118		60	74	46	62	39	19	84	28	124	30
30	176		66	62	44	66	34	18	74	29	100	32
31	153		62		43		36	18		28		60
DAN	23	31	1	5	21	18	19	20	5	24	9	27
NV	41	42	43	44	35	32	30	17	20	26	20	28
SV	78	62	78	94	51	82	48	23	84	37	55	45
VV	176	108	192	240	112	379	100	30	198	68	183	86
DAN	30	1	4	13	26	21	24	1	11	2	14	1
GOD.	NV	DATUM		SNV		SV		SVV		VV	DATUM	
2001	17	20. 08.		32		61		156		379	21. 06.	

VODOSTAJI

STANICA: ZAVIDOVIĆI
 RIJEKA: KRIVAJA
 SLIV: Bosna
 GODINA POČETKA RADA: 1978

Redni broj: 19

KOTA "0": 204.32 mm

SREDNJE DNEVNE VRIJEDNOSTI VODOSTAJA (cm) ZA: 2001. GODINU

DANI	MJESECI											
	1	2	3	4	5	6	7	8	9	10	11	12
1	56	92	60	46	38	137	42	8	-8	40	-1	78
2	42	72	88	36	34	104	56	6	-4	36	-2	60
3	32	56	114	30	30	52	88	2	-2	29	-2	48
4	28	50	206	26	32	216	44	0	-6	24	-1	41
5	24	74	144	22	30	114	30	-2	-2	20	-1	38
6	22	86	120	44	32	70	20	-2	240	17	-1	34
7	20	74	96	38	30	50	16	-3	286	15	1	40
8	18	60	78	30	74	40	13	-4	100	12	0	34
9	142	50	62	70	70	30	10	-5	38	10	0	28
10	110	40	52	146	56	24	44	-6	88	9	4	24
11	68	80	46	114	36	20	100	-7	256	10	22	20
12	60	56	40	114	30	17	32	10	180	9	24	21
13	112	48	36	320	26	16	18	8	90	7	46	22
14	76	40	38	150	22	20	10	-2	52	7	142	22
15	54	34	38	102	20	21	6	-4	34	6	96	20
16	42	30	34	80	17	16	4	-5	220	6	58	18
17	36	26	30	68	14	13	2	-6	144	5	48	16
18	30	22	28	116	14	13	0	-8	168	5	36	14
19	26	22	26	90	14	54	0	-7	138	5	30	16
20	22	20	24	68	12	400	0	-8	98	4	68	16
21	20	20	22	154	12	468	-4	-8	66	4	44	15
22	20	18	20	152	12	286	28	0	48	6	36	14
23	18	22	122	236	38	146	222	2	36	6	30	15
24	24	36	76	170	22	98	144	-2	30	5	40	16
25	50	32	50	110	16	72	68	-4	26	8	36	16
26	62	30	40	76	144	54	40	-4	42	6	32	16
27	156	27	32	66	60	44	26	-5	264	6	38	16
28	122	24	36	56	32	34	18	-6	126	5	74	18
29	86		38	48	24	30	10	-7	74	4	158	20
30	210		40	42	20	60	8	-8	50	2	100	80
31	130		78		17		20	-8		0		98
DAN	8	22	22	5	20	17	21	18	1	31	2	18
NV	18	18	20	22	12	13	-4	-8	-8	0	-2	14
SV	62	44	62	94	33	91	36	-2	96	11	39	30
VV	210	92	206	320	144	545	222	10	286	40	158	98
DAN	30	1	4	13	26	21	23	12	7	1	29	31
GOD.		NV	DATUM		SNV		SV		SVV		VV	DATUM
2001		-8	18. 08.		8		49		194		545	21. 06.

VODOSTAJI

STANICA: BIOŠTICA
 RIJEKA : BIOŠTICA
 SLIV : Krivaja
 GODINA POČETKA RADA: 1962.

Redni broj: 20

KOTA "0": 536.26 mm

SREDNJE DNEVNE VRIJEDNOSTI VODOSTAJA (cm) ZA: 2001. GODINU

DANI	MJESECI											
	1	2	3	4	5	6	7	8	9	10	11	12
1	60	72	40	42	48	37	42	24	16	52	22	62
2	52	66	42	40	48	40	42	22	18	46	21	56
3	46	56	54	40	46	40	42	22	16	44	21	53
4	44	52	120	40	46	56	40	22	16	42	20	50
5	40	54	92	36	46	56	39	21	17	40	20	48
6	38	50	84	42	45	44	37	22	40	36	20	46
7	36	56	75	40	43	40	36	20	42	36	20	46
8	34	54	66	38	42	39	34	21	31	35	20	43
9	74	52	63	58	40	36	32	20	26	32	20	41
10	66	49	64	90	40	36	30	20	46	32	24	39
11	56	50	56	76	38	32	31	19	114	30	36	36
12	56	46	53	100	40	30	29	17	64	30	36	39
13	78	46	50	129	36	30	27	18	54	30	52	37
14	66	44	52	94	34	30	26	19	44	30	112	36
15	58	42	50	80	32	30	24	18	40	30	72	34
16	50	40	46	68	32	27	26	18	116	31	57	34
17	48	39	40	62	30	25	27	17	96	26	52	32
18	44	37	44	67	28	26	26	17	90	26	46	31
19	40	36	42	62	30	26	25	16	90	26	45	32
20	40	36	40	58	28	66	26	18	72	26	46	28
21	38	36	38	78	28	172	26	19	60	26	42	31
22	38	35	40	86	28	120	28	26	54	26	40	32
23	34	37	68	80	32	103	32	20	48	25	42	31
24	34	40	56	82	30	89	44	18	45	25	40	32
25	38	37	48	77	34	85	35	17	47	25	40	28
26	46	36	45	68	54	54	34	16	43	27	38	28
27	84	35	42	62	42	52	37	14	102	27	39	30
28	80	33	45	60	36	49	30	16	70	27	57	29
29	78		46	55	34	44	30	16	57	26	83	26
30	111		47	49	32	46	26	16	52	23	69	31
31	98		46		32		24	14		22		46
DAN	8	28	21	5	18	17	15	27	3	31	4	29
NV	34	33	38	36	28	25	24	14	16	22	20	26
SV	55	45	55	65	37	52	32	19	54	31	42	38
VV	111	72	120	129	54	184	44	26	116	52	112	62
DAN	30	1	4	13	26	21	24	22	16	1	14	1

GOD.	NV	DATUM	SNV	SV	SVV	VV	DATUM
2001	14	27. 08.	26	44	90	184	21. 06.

VODOSTAJI

STANICA: OLOVSKE LUKE
 RIJEKA : STUPČANICA
 SLIV : Krivaja
 GODINA POČETKA RADA: 1961.

Redni broj: 21

KOTA "0": 543.51 mm

SREDNJE DNEVNE VRIJEDNOSTI VODOSTAJA (cm) ZA: 2001. GODINU

DANI	MJESECI											
	1	2	3	4	5	6	7	8	9	10	11	12
1	70	52	36	44	49	42	53	43	39	54	39	58
2	62	52	42	42	46	68	53	42	41	52	39	57
3	58	54	48	41	44	54	53	40	40	51	38	55
4	52	72	122	40	46	61	52	39	39	50	38	51
5	46	52	108	39	43	56	51	39	39	50	38	51
6	40	54	74	42	45	50	49	38	86	49	38	50
7	36	54	70	41	44	46	46	38	88	48	39	50
8	35	50	59	41	46	45	45	37	50	47	39	50
9	52	48	54	52	45	57	44	35	49	46	38	49
10	52	46	53	92	44	51	43	34	65	45	49	48
11	46	52	52	80	43	44	54	34	127	45	50	48
12	42	50	48	78	42	40	53	41	81	45	53	48
13	58	46	44	204	42	39	53	41	62	44	66	48
14	52	42	53	130	40	43	52	40	52	44	76	47
15	48	42	48	88	40	40	51	39	86	44	81	47
16	44	41	45	62	38	38	45	38	112	43	74	46
17	42	40	43	57	38	37	42	37	81	43	66	48
18	42	40	43	62	38	43	41	37	81	43	58	48
19	44	39	42	59	39	75	40	37	83	43	54	49
20	44	40	42	53	38	203	40	37	62	42	52	48
21	44	40	42	92	37	243	46	39	60	41	50	47
22	42	37	42	72	40	150	51	40	57	41	49	44
23	38	39	98	85	39	102	64	41	54	41	48	43
24	36	37	62	83	38	92	91	40	51	42	48	42
25	35	37	56	74	38	76	65	41	50	42	47	41
26	54	37	53	65	90	64	54	40	55	41	46	48
27	118	36	48	57	58	62	51	40	131	41	46	52
28	96	35	49	54	45	60	46	39	75	41	54	42
29	80		47	53	40	65	45	38	61	41	65	41
30	72		50	49	39	57	43	37	57	40	59	41
31	60		47		37		44	37		40		40
DAN	8	28	1	5	31	17	19	10	1	30	3	31
NV	35	35	36	39	37	37	40	34	39	40	38	40
SV	53	45	55	68	44	70	50	39	67	44	51	48
VV	118	72	122	204	90	288	91	43	131	54	81	58
DAN	27	4	4	13	26	21	24	1	27	1	15	1
GOD.		NV	DATUM		SNV		SV		SVV		VV	DATUM
2001		34	10. 08.		38		54		114		288	21. 06.

VODOSTAJI

STANICA: MODRAC
 RIJEKA : SPREČA
 SLIV : Bosna
 GODINA POČETKA RADA: 1957

Redni broj: 22

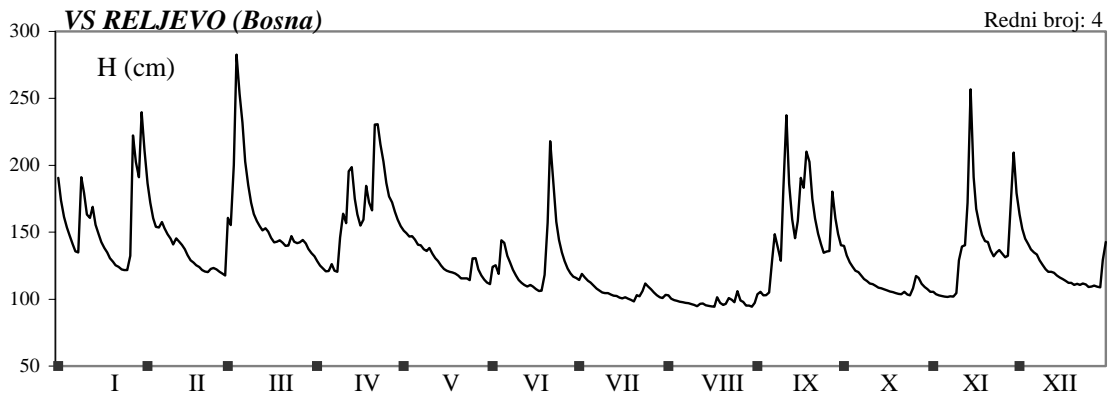
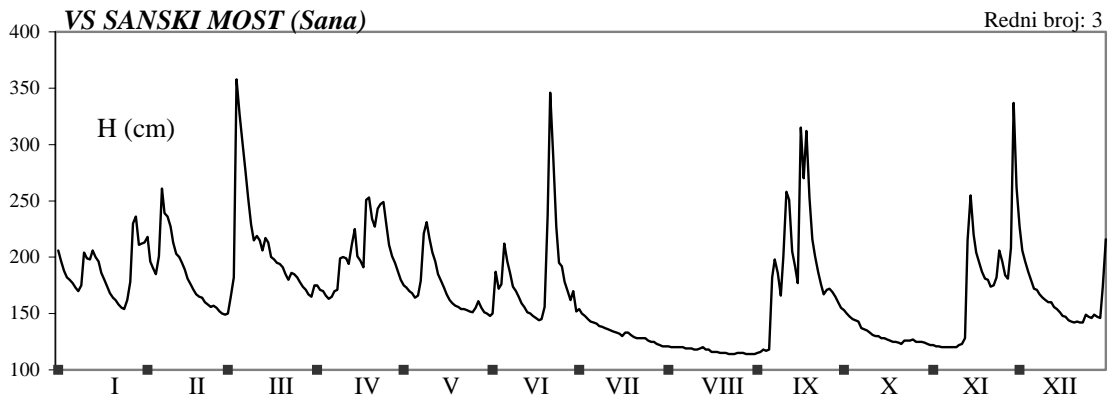
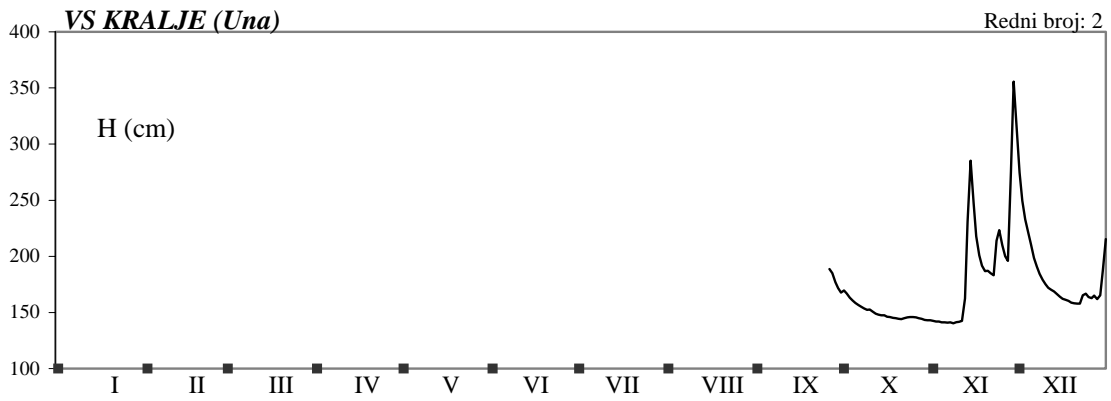
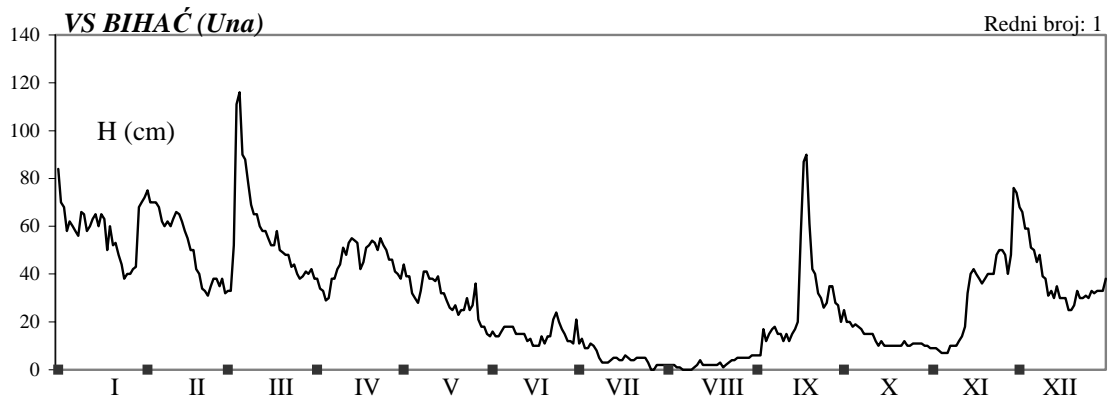
KOTA "0": 182.47 mm

SREDNJE DNEVNE VRIJEDNOSTI VODOSTAJA (cm) ZA: 2001. GODINU

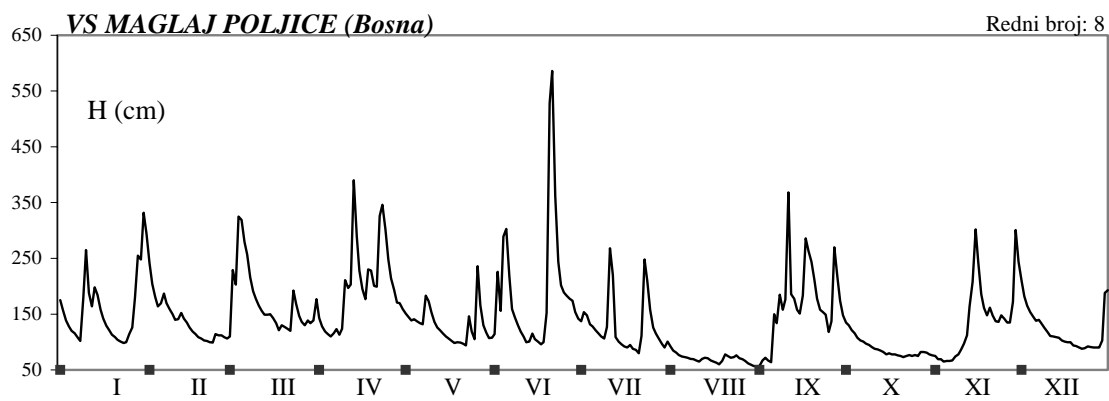
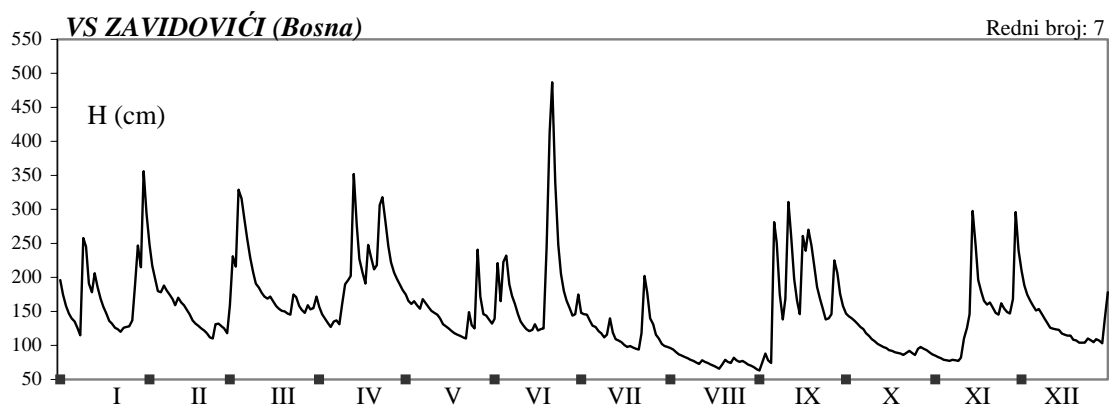
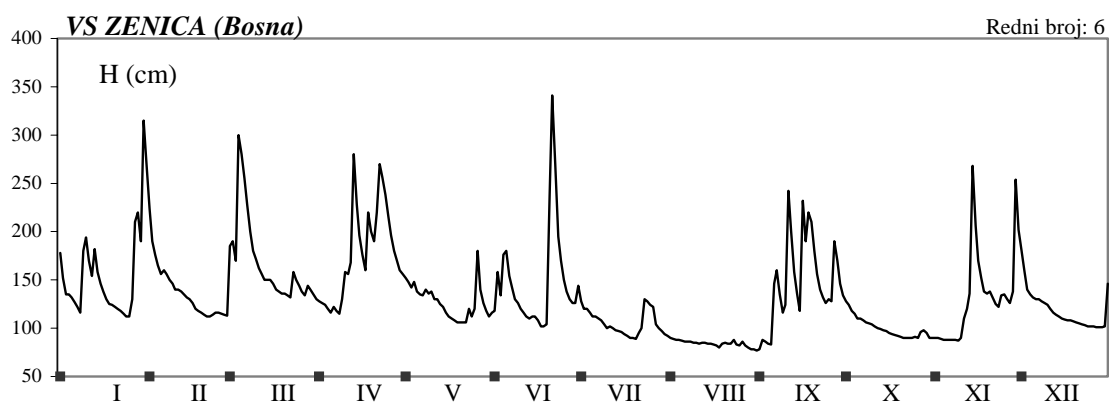
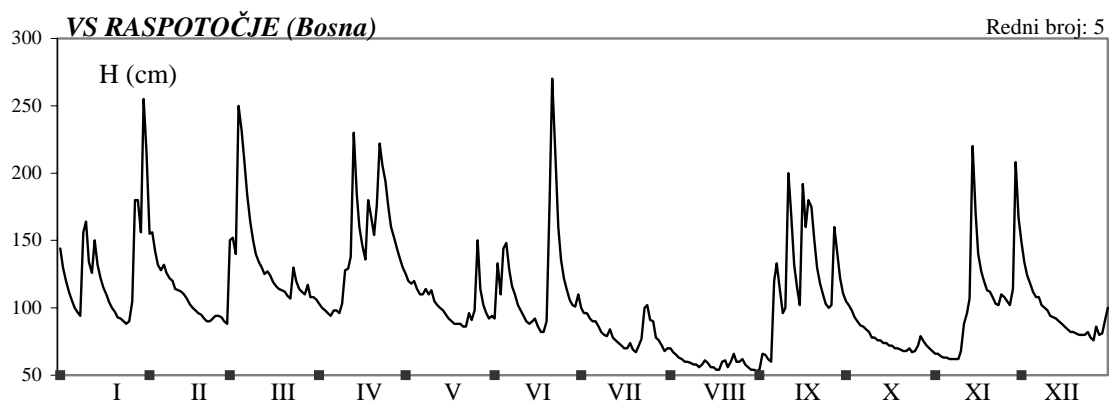
DANI	MJESECI											
	1	2	3	4	5	6	7	8	9	10	11	12
1	42	78	84	89	96	89	182	88	65	174	88	92
2	42	78	84	90	96	90	180	88	65	88	88	102
3	42	78	86	90	88	182	150	88	65	88	88	100
4	42	78	86	90	88	182	150	88	65	88	88	100
5	42	87	86	90	88	152	87	88	65	88	80	100
6	42	87	86	90	95	152	86	88	123	88	80	100
7	42	87	86	90	88	152	86	88	200	88	80	100
8	42	87	86	90	86	109	86	88	186	87	80	90
9	42	87	86	92	88	109	86	88	182	87	80	90
10	42	87	86	92	88	108	86	88	176	87	80	90
11	42	87	86	92	88	88	87	88	204	87	80	90
12	42	87	86	98	88	88	87	88	197	87	80	90
13	42	87	86	131	88	88	87	88	174	87	80	90
14	43	87	86	125	88	88	87	88	156	87	80	90
15	48	87	86	120	88	88	87	88	156	87	80	90
16	52	87	86	110	88	90	87	88	186	87	80	90
17	53	87	87	106	88	90	87	88	186	87	80	90
18	53	87	87	110	90	90	87	88	204	87	80	90
19	53	87	87	110	90	190	87	88	198	87	80	92
20	53	87	87	150	90	421	87	88	198	87	88	92
21	49	87	87	222	90	501	87	65	110	87	88	92
22	53	87	88	230	90	483	87	65	110	87	88	90
23	53	87	88	238	90	371	87	65	88	87	88	90
24	53	87	88	224	90	280	122	65	88	87	88	90
25	53	84	88	178	90	200	154	65	88	88	88	90
26	53	84	88	113	90	178	86	65	104	88	88	90
27	54	84	89	102	90	113	86	65	270	88	88	90
28	54	84	89	94	90	46	88	65	246	88	88	90
29	54		89	100	89	117	88	65	196	88	92	90
30	73		89	100	89	189	88	65	173	88	92	90
31	73		89		89		88	65		88		90
DAN	1	1	1	1	8	28	6	21	1	8	5	8
NV	42	78	84	89	86	46	86	65	65	87	80	90
SV	49	85	87	122	89	171	100	80	151	90	84	92
VV	73	87	89	238	96	525	182	88	270	174	92	102
DAN	30	5	27	23	1	21	1	1	27	1	29	2
GOD.	NV	DATUM		SNV		SV		SVV		VV	DATUM	
2001	42	01. 01.		75		100		168		525	21. 06.	

GRAFIKONI OSCILACIJA VODOSTAJA

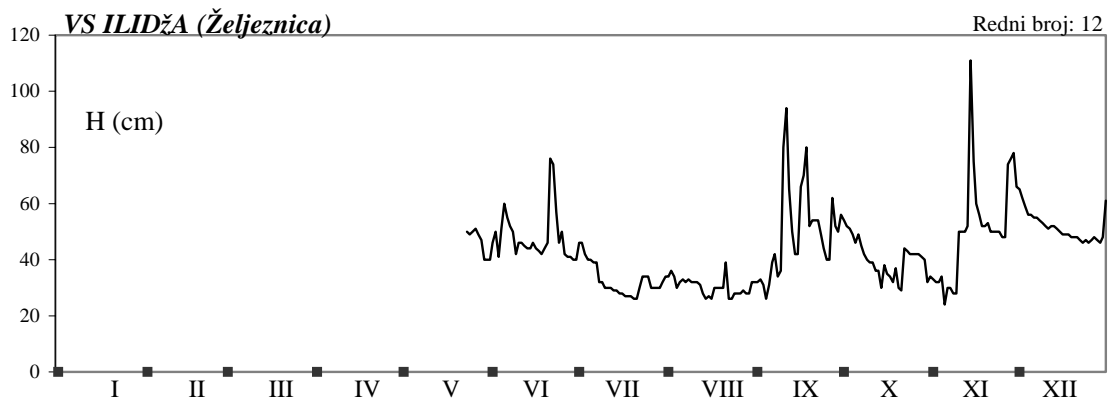
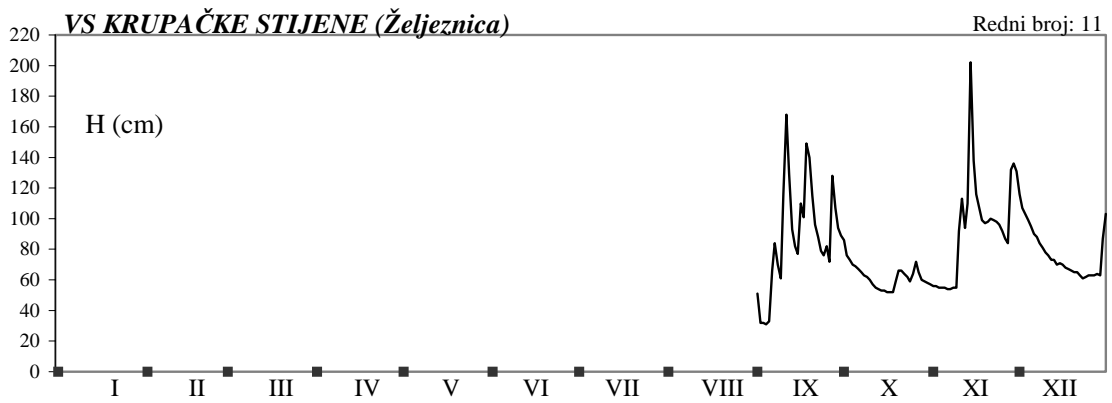
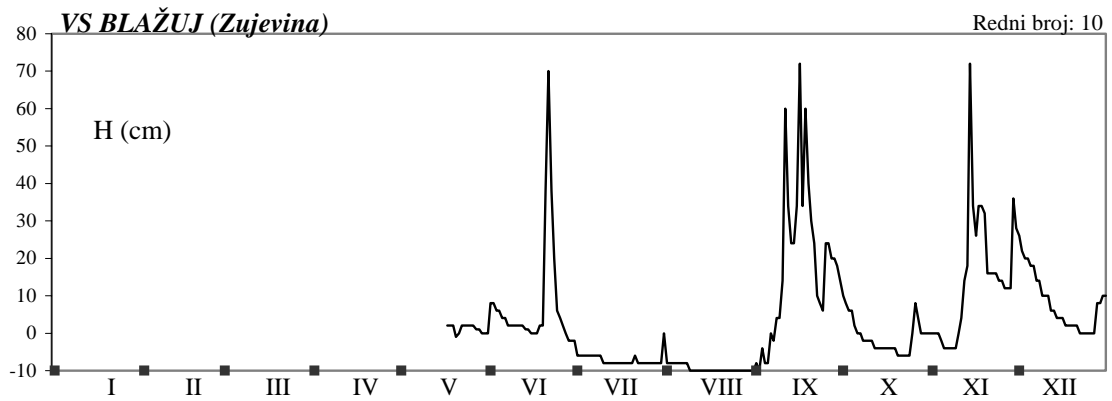
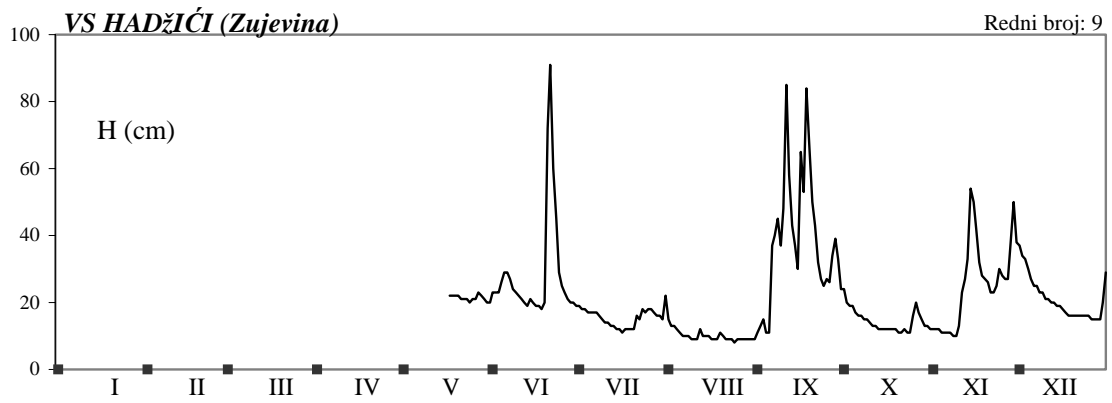
VODOSTAJI



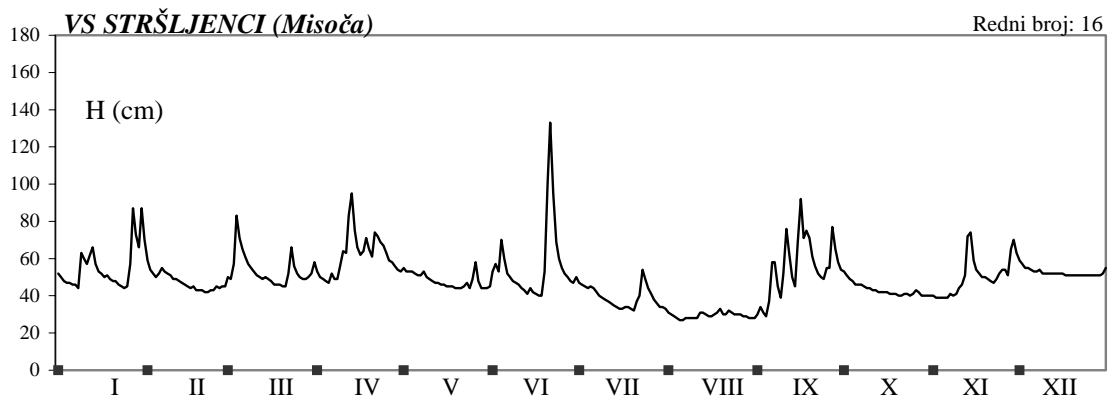
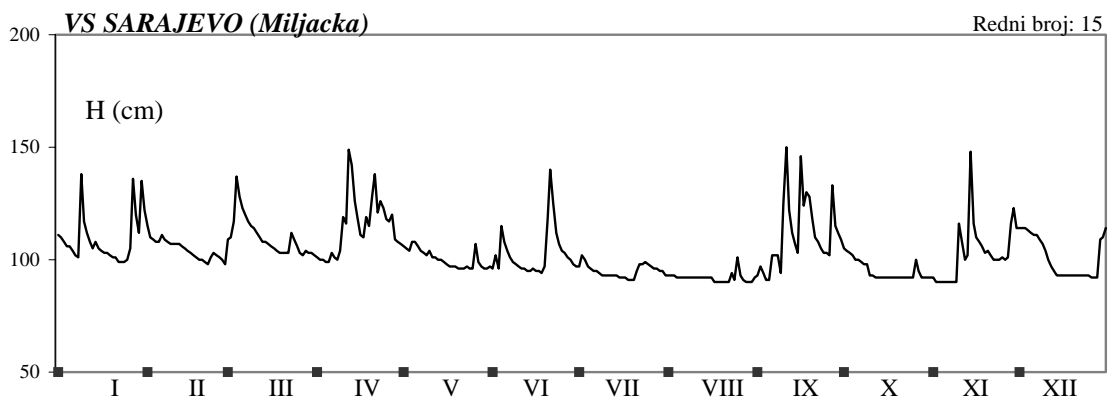
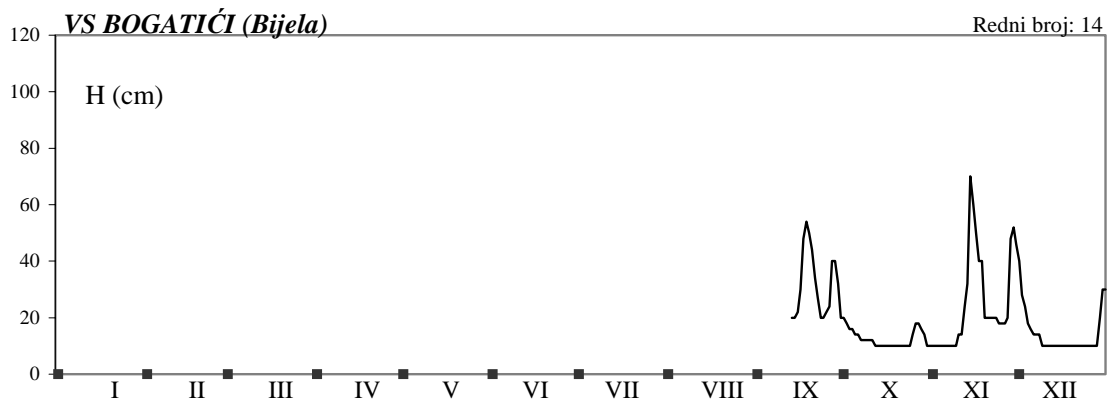
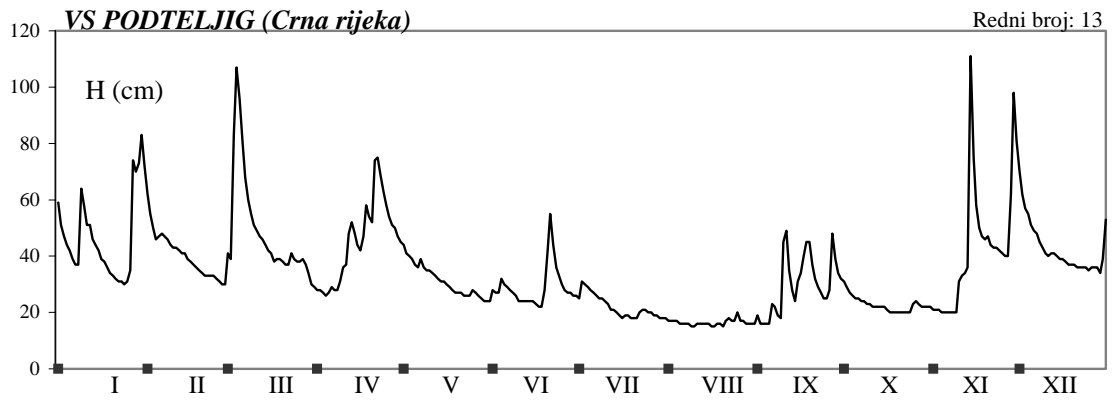
VODOSTAJI



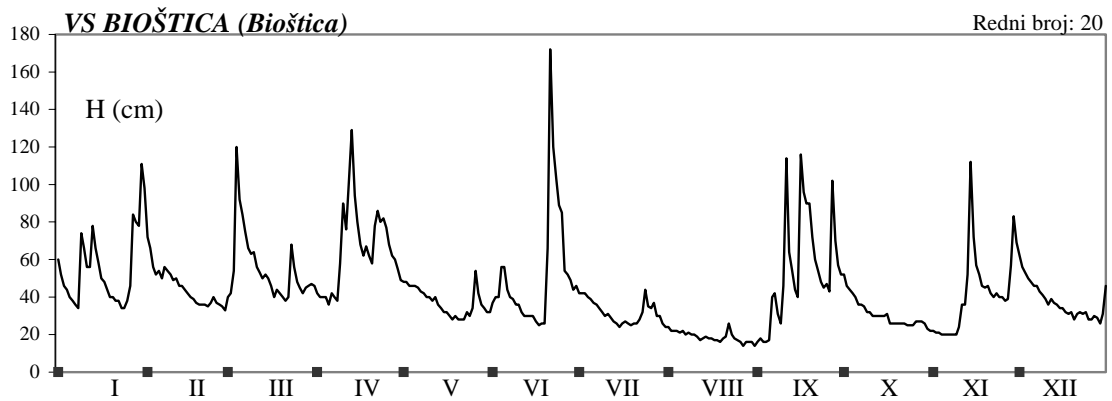
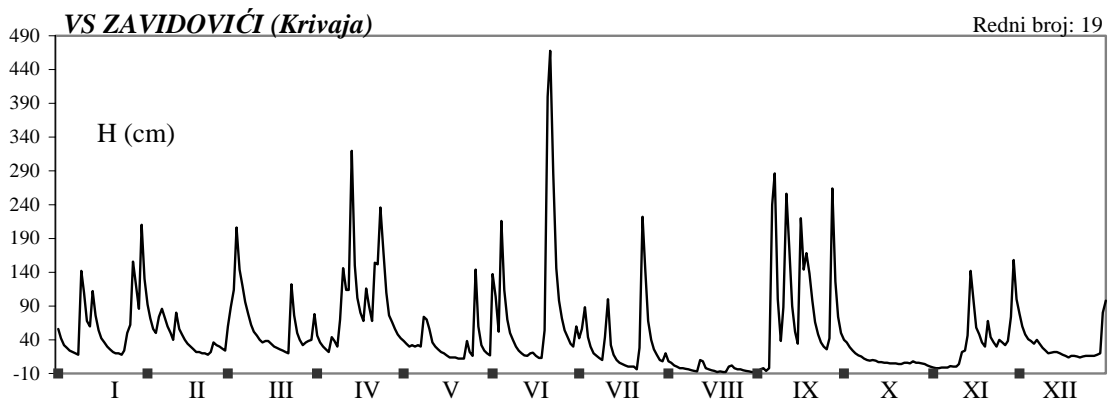
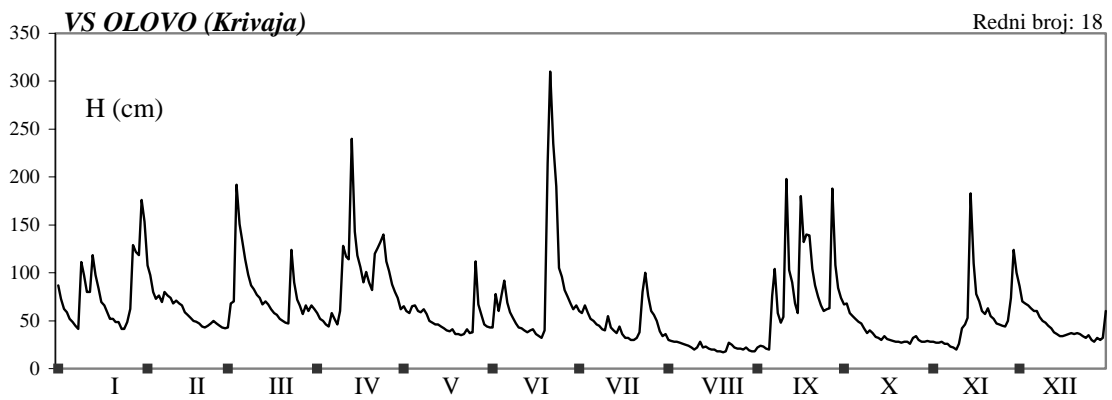
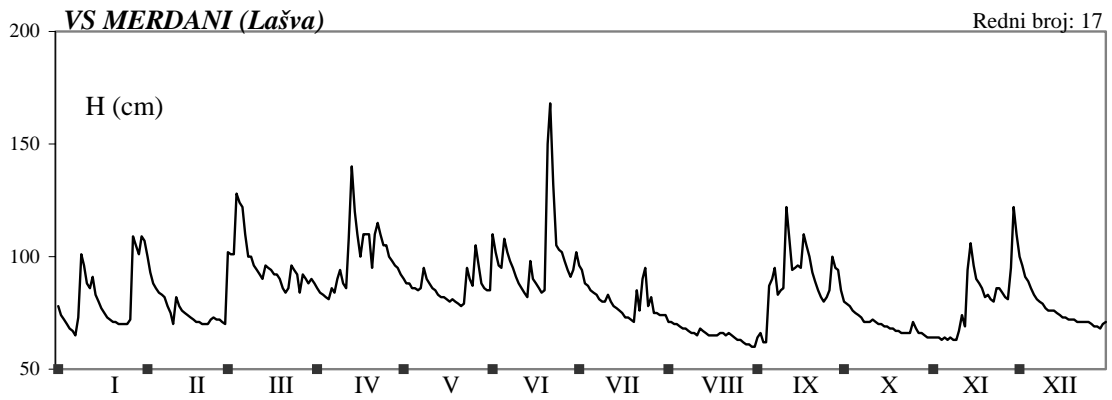
VODOSTAJI



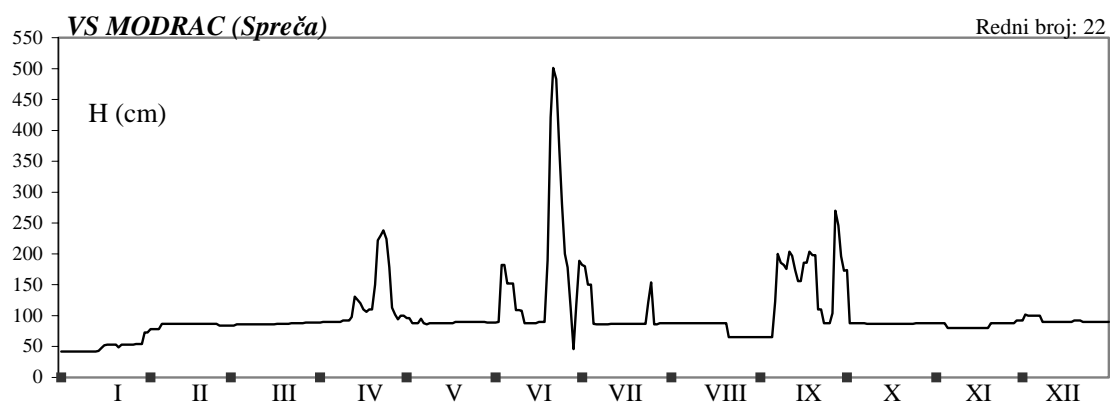
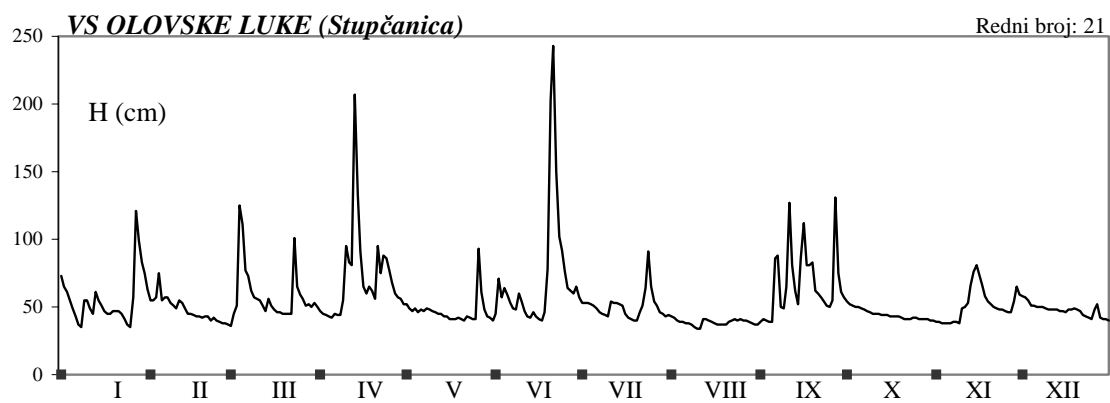
VODOSTAJI



VODOSTAJI



VODOSTAJI



PROTICAJI

DNEVNI I KARAKTERISTIČNI PROTICAJI

m^3/s

PROTICAJI

STANICA: SANSKI MOST
 RIJEKA: SANA
 SLIV: Une
 GODINA POČETKA RADA: 1945

Redni broj: 3

KOTA "0": 156.18 mm

SREDNJE DNEVNE VRIJEDNOSTI PROTICAJA (m³/s) ZA: 2001. GODINU

DANI	MJESECI											
	1	2	3	4	5	6	7	8	9	10	11	12
1	108	129	33.0	61.9	61.9	33.0	37.1	11.2	8.43	36.1	11.7	145
2	93.2	91.7	49.5	56.8	59.3	78.3	33.0	10.7	8.85	33.0	11.2	108
3	79.7	82.7	71.3	55.5	55.5	58.0	31.0	10.7	9.73	30.0	11.2	91.7
4	71.3	75.4	374	50.6	53.1	63.2	28.0	10.7	9.28	28.0	10.7	78.3
5	68.5	99.1	320	47.1	48.3	118	26.1	10.7	9.73	27.1	10.7	68.5
6	64.5	205	277	49.5	50.6	91.7	25.2	10.7	71.3	26.1	10.7	58.0
7	59.3	166	236	55.5	67.2	76.9	24.3	10.2	94.8	21.0	10.7	56.8
8	55.5	161	189	56.8	134	60.6	22.5	10.2	76.9	20.3	10.7	51.8
9	61.9	145	148	96.4	152	55.5	21.7	10.2	50.6	19.6	10.7	48.3
10	104	120	124	97.3	127	49.5	21.0	9.73	99.1	18.2	11.7	45.9
11	96.4	103	131	96.4	104	42.5	20.3	9.73	199	16.9	12.2	43.7
12	94.8	97.3	124	88.6	91.7	39.2	19.6	10.2	187	16.2	15.0	43.7
13	108	90.2	108	117	75.4	34.0	18.9	10.7	106	16.2	124	39.2
14	97.3	81.2	127	141	67.2	33.0	18.2	9.73	85.6	15.0	194	37.1
15	91.7	69.9	120	99.1	59.3	31.0	17.5	9.73	64.5	15.0	133	34.0
16	76.9	63.2	97.3	93.2	51.8	29.0	16.2	8.85	299	14.4	104	31.0
17	68.5	56.8	94.8	84.1	45.9	27.1	18.2	8.85	221	13.8	90.2	30.0
18	60.6	51.8	90.2	187	42.5	28.0	18.2	8.85	294	13.3	78.3	27.1
19	53.1	49.5	88.6	191	40.3	39.2	16.9	8.43	191	13.3	69.9	26.1
20	48.3	48.3	84.1	157	39.2	163	15.6	8.43	126	12.7	68.5	25.2
21	45.9	43.7	75.4	145	37.1	353	15.0	8.43	99.1	12.2	60.6	26.1
22	41.4	41.4	68.5	173	37.1	254	15.0	8.03	78.3	13.8	61.9	25.2
23	38.2	39.2	76.9	180	36.1	145	15.0	8.03	63.2	13.8	71.3	25.2
24	37.1	40.3	75.4	184	35.0	90.2	15.0	8.03	51.8	13.8	108	31.9
25	45.9	38.2	71.3	148	34.0	85.6	13.8	8.43	56.8	14.4	91.7	30.0
26	65.8	35.0	65.8	117	38.2	65.8	13.3	8.43	58.0	13.3	74.0	29.0
27	150	33.0	60.6	99.1	44.8	55.5	13.3	8.43	54.3	13.3	69.9	31.9
28	161	31.9	56.8	90.2	38.2	45.9	12.2	8.03	49.5	13.3	111	30.0
29	117		51.8	79.7	34.0	55.5	11.7	8.03	43.7	12.7	338	29.0
30	118		49.5	68.5	33.0	35.0	11.2	8.03	38.2	12.2	207	60.6
31	120		61.9		31.0		11.2	8.03		11.7		126
DAN	24	28	1	5	31	17	30	22	1	31	4	20
NQ	37.1	31.9	33.0	47.1	31.0	27.1	11.2	8.03	8.43	11.7	10.7	25.2
SQ	78.3	76.9	111	103	56.8	71.3	18.2	9.28	82.7	16.9	59.3	47.1
VQ	161	205	374	191	152	353	37.1	11.2	299	36.1	338	145
DAN	28	6	4	19	9	21	1	1	16	1	29	1
GOD.	NQ	DATUM		SNQ		SQ		SVQ		VQ	DATUM	
2001	8.03	22. 08.		23.5		65.1		192		374	04. 03.	

PROTICAJI

STANICA: RELJEVO

Redni broj: 4

RIJEKA: BOSNA

SLIV: Save

GODINA POČETKA RADA: 1957

KOTA "0": 478,46 mm

SREDNJE DNEVNE VRIJEDNOSTI PROTICAJA (m³/s) ZA: 2001. GODINU

DANI	MJESECI											
	1	2	3	4	5	6	7	8	9	10	11	12
1	80.6	76.9	54.1	29.3	45.9	26.3	20.0	13.0	13.5	37.4	14.4	56.1
2	65.5	63.9	49.6	26.9	44.9	27.1	22.7	11.5	14.5	32.2	13.4	47.1
3	54.5	53.9	89.4	25.4	42.7	22.7	21.0	10.9	12.9	28.6	12.9	41.6
4	48.1	48.3	174	24.0	43.2	40.8	19.4	10.6	13.1	26.2	12.7	38.5
5	43.5	48.0	142	24.2	41.0	39.2	18.7	10.1	14.2	24.3	12.4	35.5
6	38.5	51.5	120	27.7	38.1	32.0	17.2	9.80	30.0	23.6	12.2	33.8
7	34.5	47.4	92.0	24.4	37.8	28.6	15.9	9.55	44.1	21.9	12.6	32.7
8	33.8	44.2	75.6	23.7	35.7	24.8	15.1	9.42	36.6	20.3	12.4	29.6
9	81.0	41.6	63.9	42.3	34.7	22.0	14.2	9.06	29.3	19.3	13.9	27.2
10	70.5	38.3	56.5	56.7	36.3	20.0	13.9	8.65	73.0	18.3	29.7	25.2
11	56.1	41.7	51.9	50.7	33.1	18.5	14.0	8.10	126	18.0	37.1	23.7
12	54.1	39.8	48.7	85.2	30.8	17.5	13.3	9.18	76.5	17.1	37.8	23.8
13	61.2	38.0	46.1	88.0	29.3	16.9	12.8	9.30	53.2	16.4	64.0	23.4
14	49.7	35.6	47.4	66.4	26.9	17.6	12.6	8.54	41.9	16.1	146	22.1
15	44.4	32.3	45.4	56.4	25.3	16.8	12.0	8.21	52.0	15.5	81.0	21.0
16	39.8	29.7	42.0	49.1	24.3	15.7	11.6	8.00	80.6	15.2	59.9	20.3
17	36.3	28.4	39.4	52.9	23.7	14.8	12.2	7.95	73.9	14.6	50.1	19.5
18	33.9	27.1	39.8	75.0	23.4	14.9	11.5	12.2	99.0	14.3	43.8	18.5
19	30.7	26.1	40.8	64.2	22.9	22.3	11.0	9.55	91.8	13.9	40.1	18.5
20	28.9	24.7	39.2	58.8	21.9	51.0	10.3	8.60	66.4	13.5	39.6	17.5
21	27.1	24.0	37.5	119	20.6	106	13.0	9.12	53.6	13.4	35.0	18.0
22	26.3	23.6	37.7	119	20.6	78.4	12.6	11.7	44.5	14.5	31.8	17.5
23	25.0	25.3	43.1	104	20.6	51.5	14.9	11.1	38.5	13.3	33.9	18.3
24	24.7	25.6	39.8	91.9	19.8	40.8	18.2	9.86	33.6	12.8	35.2	17.8
25	24.7	24.9	39.1	77.0	30.7	33.9	16.9	14.8	34.3	16.0	33.2	16.6
26	32.0	23.8	39.4	68.0	30.8	29.3	15.5	10.7	34.6	21.8	31.3	16.9
27	111	23.0	40.8	64.2	24.9	25.4	14.2	9.99	71.3	20.9	32.1	17.3
28	91.6	22.0	38.8	57.8	22.1	23.0	13.0	8.43	53.9	18.0	65.3	16.7
29	80.9		35.7	53.0	20.0	21.5	12.2	8.37	44.3	16.6	98.4	16.5
30	128		33.5	48.8	18.6	20.8	11.8	7.95	37.8	15.6	70.2	29.9
31	99.8		31.7		17.9		13.2	9.61		14.5		39.8
DAN	25	28	1	5	31	18	21	18	1	21	9	26
NQ	22.8	20.3	28.9	22.8	17.2	20.3	9.42	6.81	9.42	11.9	11.3	14.8
SQ	51.7	36.1	55.5	56.8	29.0	29.4	14.6	9.78	47.3	18.6	38.0	25.4
VQ	139	85.5	188	145	47.5	113	25.5	45.0	141	40.7	176	63.8
DAN	30	1	4	21	1	21	1	18	11	1	14	1

GOD.	NQ	DATUM	SNQ	SQ	SVQ	VQ	DATUM
2001	6.81	18. 08.	16.3	35.3	101	188	04. 03.

PROTICAJI

STANICA: ZAVIDOVIĆI
 RIJEKA: BOSNA
 SLIV: Save
 GODINA POČETKA RADA: 1957

Redni broj: 7

KOTA "0": 200.74 mm

SREDNJE DNEVNE VRIJEDNOSTI PROTICAJA (m³/s) ZA: 2001. GODINU

DANI	MJESECI											
	1	2	3	4	5	6	7	8	9	10	11	12
1	172	273	114	112	138	88.0	99.5	44.8	23.4	98.2	36.7	197
2	138	210	237	96.9	124	218	96.9	43.2	31.0	93.0	35.4	160
3	113	176	208	88.0	117	123	95.6	40.2	38.8	89.3	34.1	138
4	98.2	146	464	80.8	123	221	84.4	38.1	32.2	84.4	32.9	124
5	89.3	143	431	73.9	114	239	76.1	36.7	29.9	79.6	32.2	114
6	83.2	159	354	83.2	107	162	73.9	35.4	345	73.9	31.6	104
7	72.7	147	290	85.6	127	135	67.2	34.1	277	70.5	32.9	107
8	61.3	138	233	78.5	119	117	64.2	32.9	138	64.2	32.2	98.1
9	293	127	193	116	110	96.9	58.4	31.6	86.8	60.3	31.6	88.6
10	266	114	164	162	103	83.2	62.2	30.4	129	55.7	34.8	80.4
11	164	130	154	172	99.5	76.1	89.3	29.3	418	53.0	56.6	72.5
12	143	120	141	183	95.6	70.5	65.2	32.2	299	49.6	72.7	71.4
13	190	114	133	527	89.3	67.2	55.7	31.0	176	47.9	96.9	70.2
14	155	105	129	333	78.5	69.4	53.9	29.9	124	46.3	385	69.1
15	129	96.9	133	229	75.0	78.5	52.2	28.7	96.9	44.8	271	63.9
16	112	85.6	123	193	71.6	68.3	48.8	27.7	299	42.5	172	61.9
17	98.2	79.6	113	164	67.2	70.5	46.3	26.3	254	41.7	144	60.9
18	84.4	76.1	107	273	64.2	71.6	47.1	25.1	319	40.2	124	60.9
19	79.6	71.6	103	235	62.2	264	45.5	28.7	271	39.5	116	55.1
20	72.7	68.3	102	201	60.3	709	44.0	32.9	208	38.8	120	54.1
21	70.5	64.2	98.2	212	58.4	962	43.2	31.0	155	37.4	110	51.3
22	66.1	58.4	95.6	405	56.6	494	64.2	29.9	127	39.5	99.5	51.3
23	72.7	56.6	138	436	101	273	183	34.8	106	41.7	95.6	51.3
24	73.9	78.5	132	347	77.3	188	141	32.2	86.8	39.5	119	56.6
25	75.0	79.6	113	268	71.6	146	89.3	31.0	89.3	37.4	107	54.8
26	85.6	75.0	105	220	258	124	78.5	31.6	96.9	44.0	101	52.2
27	159	71.6	99.5	191	133	109	62.2	30.4	225	46.3	98.2	55.7
28	271	64.2	114	176	96.9	94.3	56.6	28.7	190	44.0	127	53.9
29	206		106	162	94.3	96.9	49.6	27.7	139	42.5	381	50.4
30	538		109	147	86.8	138	47.1	26.3	113	40.2	256	88.0
31	376		133		79.6		46.3	24.5		38.1		143
DAN	8	23	22	5	22	13	21	31	1	21	6	29
NQ	61.3	56.6	95.6	73.9	56.6	67.2	43.2	24.5	23.4	37.4	31.6	50.4
SQ	136	107	157	190	95.6	162	67.2	31.6	146	52.2	95.6	78.7
VQ	555	273	464	527	258	1010	183	44.8	420	98.2	385	197
DAN	30	1	4	13	26	21	23	1	11	1	14	1

GOD.	NQ	DATUM	SNQ	SQ	SVQ	VQ	DATUM
2001	23.4	01. 09.	51.8	119	368	1010	21. 06.

PROTICAJI

STANICA: MAGLAJ POLJICE
 RIJEKA: BOSNA
 SLIV: Save
 GODINA POČETKA RADA: 1971

Redni broj: 8

KOTA "0": (150.00)

SREDNJE DNEVNE VRIJEDNOSTI PROTICAJA (m³/s) ZA: 2001. GODINU

DANI	MJESECI											
	1	2	3	4	5	6	7	8	9	10	11	12
1	191	333	84.6	134	147	90.0	124	62.1	30.2	121	43.8	261
2	158	247	305	110	137	298	152	54.2	36.9	113	38.5	205
3	127	203	245	97.0	127	156	142	49.8	41.0	99.8	38.5	172
4	110	170	560	90.0	130	458	116	45.7	36.9	92.7	35.4	152
5	98.4	180	542	84.6	124	496	110	42.8	34.6	81.9	36.1	139
6	92.7	215	433	92.7	119	281	99.8	41.9	145	75.5	36.1	126
7	83.2	181	373	103	116	161	91.4	41.0	119	73.0	36.9	129
8	74.2	161	274	88.6	207	135	84.6	39.3	211	68.0	42.8	118
9	199	145	223	104	187	113	79.3	38.5	159	65.6	46.7	106
10	394	129	197	263	152	97.0	109	36.9	193	60.9	55.3	95.5
11	217	130	172	236	122	84.6	402	35.4	692	57.7	68.0	85.9
12	170	149	156	245	107	71.7	284	39.3	213	56.5	87.3	84.6
13	238	132	144	765	99.8	73.0	83.2	41.0	197	54.2	170	83.2
14	209	121	144	458	91.4	91.4	73.0	40.2	159	50.8	256	81.9
15	159	107	145	302	84.6	78.0	66.8	36.9	147	46.7	494	75.5
16	132	97.0	134	232	79.3	73.0	62.1	35.4	207	48.7	341	73.0
17	112	90.0	119	195	74.2	66.8	59.8	33.9	449	46.7	213	71.7
18	99.8	83.2	100	307	69.3	71.7	65.6	31.9	391	46.7	165	71.7
19	88.6	79.3	113	302	71.7	149	57.7	36.1	341	44.7	142	64.4
20	83.2	75.5	109	241	70.5	1286	55.3	46.7	265	43.8	167	63.3
21	76.7	74.2	104	240	68.0	1539	48.7	43.8	197	41.9	142	59.8
22	73.0	71.7	98.4	563	64.4	673	85.9	41.0	159	43.8	124	57.7
23	69.3	70.5	225	623	139	341	351	41.9	152	45.7	122	58.9
24	71.7	90.0	178	494	97.0	243	261	44.7	144	43.8	142	62.1
25	90.0	87.3	140	351	78.0	219	159	40.2	95.5	45.7	132	60.9
26	107	87.3	122	270	321	207	107	38.5	124	43.8	121	59.8
27	201	83.2	113	230	174	197	91.4	36.1	407	50.8	121	59.8
28	368	79.3	127	183	113	189	79.3	33.2	277	50.8	185	59.8
29	351		119	181	94.1	152	68.0	31.4	189	49.8	491	75.5
30	581		127	161	80.6	132	59.8	30.2	142	46.7	341	217
31	471		195		81.9		73.0	30.2		44.7		228
DAN	23	23	1	5	22	17	21	30	1	21	4	22
NQ	69.3	70.5	84.6	84.6	64.4	66.8	48.7	30.2	30.2	41.9	35.4	57.7
SQ	163	126	185	240	113	228	110	39.3	180	58.9	129	99.8
VQ	667	333	560	792	321	1760	402	62.1	705	121	496	261
DAN	30	1	4	13	26	21	11	1	11	1	15	1
GOD.		NQ	DATUM		SNQ		SQ		SVQ		VQ	DATUM
2001		30.2	30. 08.		57.0		152		540		1760	21. 06.

PROTICAJI

STANICA: HADŽIĆI
 RIJEKA : ZUJEVINA
 SLIV : Bosna
 GODINA POČETKA RADA: 1966.

Redni broj: 9

KOTA "0": 557.59 mm

JEDNOSTI PROTICAJA (m³/s) ZA: 2001. GODINU

DANI	MJESECI											
	1	2	3	4	5	6	7	8	9	10	11	12
1					0.854	0.638	0.458	0.310	0.915	0.344	1.98	
2					0.854	0.590	0.380	0.380	0.688	0.344	1.67	
3					0.854	0.590	0.380	0.458	0.638	0.344	1.58	
4					1.04	0.543	0.344	0.310	0.638	0.310	1.33	
5					1.26	0.543	0.310	0.310	0.543	0.310	1.11	
6					1.26	0.543	0.278	1.98	0.499	0.310	0.978	
7					1.11	0.543	0.278	2.30	0.499	0.310	0.978	
8					0.915	0.499	0.278	2.87	0.458	0.278	0.854	
9					0.854	0.458	0.249	1.98	0.458	0.278	0.854	
10					0.797	0.418	0.249	3.23	0.418	0.380	0.741	
11						0.741	0.418	0.249	9.00	0.380	0.854	0.741
12						0.688	0.380	0.344	4.54	0.380	1.11	0.688
13						0.638	0.380	0.278	2.63	0.344	1.58	0.688
14						0.741	0.344	0.278	1.98	0.344	3.99	0.638
15						0.688	0.344	0.278	1.33	0.344	3.48	0.638
16						0.638	0.310	0.249	5.55	0.344	2.52	0.590
17					0.797	0.638	0.344	0.249	3.86	0.344	1.50	0.543
18					0.797	0.590	0.344	0.249	8.80	0.344	1.18	0.499
19					0.797	0.688	0.344	0.310	5.70	0.344	1.11	0.499
20					0.797	6.66	0.344	0.278	3.48	0.310	1.04	0.499
21					0.741	10.2	0.499	0.249	2.63	0.310	0.854	0.499
22					0.741	4.82	0.458	0.249	1.50	0.344	0.854	0.499
23					0.741	2.87	0.590	0.249	1.11	0.310	0.978	0.499
24					0.688	1.26	0.543	0.221	0.978	0.310	1.33	0.499
25					0.741	0.978	0.590	0.249	1.11	0.499	1.18	0.499
26					0.741	0.854	0.590	0.249	1.04	0.688	1.11	0.458
27					0.854	0.741	0.543	0.249	1.67	0.543	1.11	0.458
28					0.797	0.688	0.499	0.249	2.19	0.458	2.19	0.458
29					0.741	0.688	0.499	0.249	1.58	0.380	3.48	0.458
30					0.688	0.638	0.458	0.249	0.915	0.380	2.08	0.688
31					0.688		0.797	0.249		0.344		1.26
DAN						18	16	24	1	20	8	26
NQ						0.590	0.310	0.221	0.310	0.310	0.278	0.458
SQ						1.18	0.458	0.278	2.08	0.418	1.04	0.741
VQ						10.2	0.797	0.458	9.00	0.915	3.99	1.98
DAN						21	31	1	11	1	14	1
GOD.	NQ	DATUM		SNQ		SQ		SVQ		VQ	DATUM	
2001												

PROTICAJI

STANICA: BLAŽUJ
 RIJEKA : ZUJEVINA
 SLIV : Bosna
 GODINA POČETKA RADA: 1950

Redni broj: 10

KOTA "0": 503.01 mm

SREDNJE DNEVNE VRIJEDNOSTI PROTICAJA (m³/s) ZA: 2001. GODINU

DANI	MJESECI											
	1	2	3	4	5	6	7	8	9	10	11	12
1						1.82	0.620	0.511	0.511	2.05	1.04	4.42
2						1.82	0.620	0.511	0.419	1.82	1.04	3.74
3						1.60	0.620	0.511	0.745	1.60	1.04	3.43
4						1.60	0.620	0.511	0.511	1.60	0.885	3.43
5						1.40	0.620	0.511	0.511	1.21	0.745	3.12
6						1.40	0.620	0.511	1.04	1.04	0.745	3.12
7						1.21	0.620	0.511	0.885	1.04	0.745	2.56
8						1.21	0.620	0.511	1.40	0.885	0.745	2.56
9						1.21	0.620	0.419	1.40	0.885	0.745	2.05
10						1.21	0.511	0.419	2.56	0.885	1.04	2.05
11						1.21	0.511	0.419	12.3	0.885	1.40	2.05
12						1.21	0.511	0.419	5.93	0.745	2.56	1.60
13						1.12	0.511	0.419	4.07	0.745	3.12	1.60
14						1.12	0.511	0.419	4.07	0.745	15.9	1.40
15						1.04	0.511	0.419	5.93	0.745	5.93	1.40
16						1.04	0.511	0.419	15.9	0.745	4.42	1.40
17					1.21	1.04	0.511	0.419	5.93	0.745	5.93	1.21
18					1.21	1.21	0.511	0.419	12.3	0.745	5.93	1.21
19					1.21	1.21	0.511	0.419	7.21	0.745	5.54	1.21
20				0.961	6.77	0.511	0.419	5.15	0.620	2.83	1.21	
21				1.04	15.3	0.620	0.419	4.07	0.620	2.83	1.21	
22				1.21	6.77	0.511	0.419	2.05	0.620	2.83	1.04	
23				1.21	3.43	0.511	0.419	1.82	0.620	2.83	1.04	
24				1.21	1.60	0.511	0.419	1.60	0.620	2.56	1.04	
25				1.21	1.40	0.511	0.419	4.07	1.04	2.56	1.04	
26				1.21	1.21	0.511	0.419	4.07	1.82	2.30	1.04	
27				1.12	1.04	0.511	0.419	3.43	1.40	2.30	1.04	
28				1.12	0.885	0.511	0.419	3.43	1.04	2.30	1.82	
29				1.04	0.885	0.511	0.419	3.12	1.04	6.35	1.82	
30				1.04	0.885	0.511	0.419	2.56	1.04	4.78	2.05	
31				1.04		1.04	0.419		1.04		2.05	
DAN						28	10	9	2	20	5	22
NQ						0.885	0.511	0.419	0.419	0.620	0.745	1.04
SQ						1.82	0.620	0.511	3.27	1.04	2.56	1.82
VQ						15.3	1.04	0.511	15.9	2.05	15.9	4.42
DAN						21	31	1	16	1	14	1
GOD.	NQ	DATUM		SNQ		SQ		SVQ		VQ	DATUM	
2001												

P R O T I C A J I

STANICA: KRUPAČKE STIJENE
 RIJEKA : ŽELJEZNICA
 SLIV : Bosna
 GODINA POČETKA RADA: 1950

Redni broj: 11

KOTA "0": 573.70 mm

SREDNJE DNEVNE VRIJEDNOSTI PROTICAJA (m³/s) ZA: 2001. GODINU

DANI	MJESECI											
	1	2	3	4	5	6	7	8	9	10	11	12
1									2.32	7.10	2.80	13.8
2									1.25	5.43	2.80	11.5
3									1.25	4.97	2.70	10.6
4									1.23	4.53	2.70	9.66
5									1.28	4.39	2.70	8.82
6									3.98	4.12	2.60	7.84
7									6.75	3.85	2.60	7.47
8									4.53	3.60	2.70	6.75
9									3.36	3.48	2.70	6.23
10									13.8	3.24	8.23	5.74
11									30.9	2.91	13.0	5.43
12									17.5	2.70	8.62	4.97
13									8.42	2.60	12.3	4.97
14									6.40	2.50	44.7	4.53
15									5.58	2.50	20.3	4.68
16									12.3	2.41	13.8	4.53
17									10.1	2.41	11.5	4.25
18									23.9	2.41	9.66	4.12
19									20.9	3.13	9.23	3.98
20									13.5	3.98	9.44	3.85
21									9.03	3.98	9.87	3.85
22									7.47	3.73	9.66	3.60
23									5.90	3.48	9.44	3.36
24									5.43	3.13	9.03	3.48
25									6.40	3.73	8.23	3.60
26									4.82	4.82	7.28	3.60
27									17.2	3.85	6.75	3.60
28									11.5	3.24	18.4	3.73
29									8.62	3.13	19.6	3.60
30									7.65	3.01	18.1	7.28
31										2.91		10.6
DAN									4	16	6	23
NQ									1.23	2.41	2.60	3.36
SQ									7.47	3.48	8.62	5.58
VQ									30.9	7.10	44.7	13.8
DAN									11	1	14	1
GOD.	NQ	DATUM		SNQ		SQ		SVQ		VQ	DATUM	
2001												

PROTICAJI

STANICA: ILIDŽA
 RIJEKA : ŽELJEZNICA
 SLIV : Bosna
 GODINA POČETKA RADA: 1982

Redni broj: 12

KOTA "0": (500.00)

SREDNJE DNEVNE VRIJEDNOSTI PROTICAJA (m³/s) ZA: 2001. GODINU

DANI	MJESECI												
	1	2	3	4	5	6	7	8	9	10	11	12	
1						3.13	3.13	0.676	0.464	5.83	0.562	10.8	
2						4.38	3.13	0.945	0.562	5.08	0.464	9.32	
3						1.87	2.09	0.676	0.380	4.72	0.464	7.92	
4						4.72	1.65	0.310	0.182	4.04	0.676	6.63	
5						8.38	1.65	0.464	0.380	3.13	0.676	6.63	
6						6.22	1.46	0.562	1.46	4.04	0.310	6.22	
7						5.08	1.46	0.464	2.09	2.85	0.310	6.22	
8						4.38	0.464	0.562	0.676	2.09	0.216	5.83	
9						2.09	0.464	0.464	0.945	1.65	0.216	5.45	
10						3.13	0.310	0.464	19.8	1.46	4.38	5.08	
11						3.13	0.310	0.464	30.2	1.46	4.38	4.72	
12						2.85	0.310	0.380	10.8	0.945	4.38	5.08	
13						2.58	0.256	0.216	4.38	0.945	5.08	5.08	
14						2.58	0.256	0.182	2.09	0.310	44.9	4.72	
15						3.13	0.216	0.191	2.09	1.27	16.5	4.38	
16						2.58	0.216	0.182	11.3	0.803	8.38	4.04	
17						2.33	0.191	0.310	13.6	0.676	6.63	4.04	
18						2.09	0.191	0.310	19.8	0.464	5.08	4.04	
19						2.58	0.191	0.310	5.08	1.10	5.08	3.73	
20						3.13	0.182	0.310	5.83	0.310	5.45	3.73	
21							17.2	0.182	1.46	5.83	0.256	4.38	3.73
22							15.9	0.310	0.182	5.83	2.58	4.38	3.42
23					4.38	7.05	0.676	0.182	4.04	2.33	4.38	3.13	
24					4.04	3.13	0.676	0.216	2.58	2.09	4.38	3.42	
25					4.38	4.38	0.676	0.216	1.65	2.09	3.73	3.13	
26					4.72	2.09	0.310	0.216	1.65	2.09	3.73	3.42	
27					4.04	1.87	0.310	0.256	9.32	2.09	15.9	3.73	
28					3.42	1.87	0.310	0.216	5.08	1.87	17.2	3.42	
29					1.65	1.65	0.310	0.216	4.38	1.65	18.5	3.13	
30					1.65	1.65	0.464	0.464	6.63	0.464	11.3	3.73	
31					1.65		0.676	0.464		0.68		8.84	
DAN						29	20	14	4	21	5	23	
NQ						1.65	0.182	0.182	0.182	0.256	0.216	3.13	
SQ						3.73	0.562	0.335	4.38	1.69	4.74	4.90	
VQ						17.2	3.13	1.46	30.2	5.83	44.9	10.8	
DAN						21	1	21	11	1	14	1	
GOD.	NQ	DATUM		SNQ		SQ		SVQ		VQ	DATUM		
2001													

PROTICAJI

STANICA: PODTELJIG
 RIJEKA : CRNA
 SLIV : Željeznica
 GODINA POČETKA RADA: 1966

Redni broj: 13

KOTA "0": 791.77 mm

SREDNJE DNEVNE VRIJEDNOSTI PROTICAJA (m³/s) ZA: 2001. GODINU

DANI	MJESECI											
	1	2	3	4	5	6	7	8	9	10	11	12
1	4.66	5.04	2.57	1.26	2.90	1.07	0.864	0.461	0.543	1.30	0.637	4.11
2	3.70	4.17	2.35	1.26	2.57	1.00	1.30	0.461	0.424	1.14	0.637	3.08
3	3.24	3.58	8.26	1.17	2.46	1.00	1.22	0.461	0.424	1.00	0.637	2.49
4	2.90	3.12	12.6	1.09	2.35	1.38	1.14	0.461	0.424	0.928	0.588	2.28
5	2.68	3.24	10.5	1.17	2.13	1.22	1.07	0.424	0.424	0.864	0.588	1.87
6	2.35	3.35	7.94	1.35	2.03	1.14	1.00	0.424	0.744	0.864	0.588	1.67
7	2.13	3.24	5.85	1.26	2.35	1.07	0.928	0.424	0.689	0.802	0.588	1.58
8	2.13	3.12	4.78	1.26	1.74	1.00	0.864	0.424	0.543	0.802	0.588	1.32
9	5.30	2.90	4.17	1.53	1.65	0.928	0.864	0.390	0.500	0.744	0.588	1.16
10	4.53	2.79	3.70	2.03	1.65	0.802	0.802	0.390	2.68	0.744	1.30	1.00
11	3.70	2.79	3.47	2.13	1.56	0.802	0.744	0.424	3.14	0.689	1.47	0.933
12	3.70	2.68	3.24	3.35	1.47	0.802	0.637	0.424	1.65	0.689	1.56	1.00
13	3.12	2.57	3.12	3.81	1.38	0.802	0.637	0.424	1.07	0.689	1.74	1.00
14	2.90	2.57	2.90	3.35	1.30	0.802	0.588	0.424	0.802	0.689	13.0	0.933
15	2.68	2.35	2.68	2.90	1.30	0.802	0.543	0.424	1.30	0.689	6.64	0.864
16	2.35	2.24	2.57	2.68	1.22	0.744	0.500	0.390	1.56	0.637	4.27	0.864
17	2.24	2.13	2.24	3.24	1.14	0.689	0.543	0.390	2.14	0.588	3.26	0.798
18	2.03	2.03	2.35	4.53	1.07	0.689	0.543	0.424	2.68	0.588	2.91	0.731
19	1.82	1.93	2.35	4.05	0.996	1.07	0.500	0.424	2.68	0.588	2.79	0.731
20	1.72	1.82	2.24	3.81	0.996	2.35	0.500	0.390	1.84	0.588	2.91	0.731
21	1.63	1.72	2.13	6.85	0.996	3.88	0.500	0.46	1.38	0.588	2.57	0.668
22	1.53	1.72	2.13	7.00	0.928	2.57	0.588	0.500	1.14	0.588	2.46	0.668
23	1.53	1.72	2.57	6.00	0.928	1.74	0.637	0.461	1.00	0.588	2.46	0.668
24	1.44	1.72	2.35	5.17	0.928	1.47	0.637	0.461	0.864	0.588	2.35	0.668
25	1.53	1.63	2.24	4.53	1.07	1.22	0.588	0.588	0.864	0.744	2.24	0.610
26	1.93	1.53	2.24	4.05	1.00	1.07	0.588	0.461	1.07	0.802	2.14	0.668
27	6.85	1.44	2.35	3.70	0.928	1.00	0.543	0.461	3.03	0.744	2.14	0.668
28	6.26	1.44	2.13	3.58	0.864	1.00	0.543	0.424	2.04	0.689	4.80	0.668
29	6.70		1.82	3.24	0.802	0.928	0.500	0.424	1.56	0.689	10.4	0.555
30	8.26		1.44	3.01	0.802	0.928	0.500	0.424	1.38	0.689	5.72	0.864
31	6.55		1.35		0.802		0.500	0.424		0.689		2.07
DAN	24	27	30	4	30	17	20	20	2	21	4	25
NQ	1.44	1.26	1.35	1.09	0.744	0.689	0.461	0.358	0.424	0.543	0.588	0.455
SQ	3.24	2.46	3.35	3.01	1.43	1.14	0.689	0.424	1.22	0.744	2.82	1.16
VQ	8.76	5.57	13.6	7.94	3.58	4.40	1.30	0.802	4.27	1.47	18.2	4.96
DAN	29	1	3	21	1	20	2	18	10	1	14	1
GOD.	NQ	DATUM	SNQ	SQ	SVQ	VQ	DATUM					
2001	0.358	20. 08.	0.783	1.87	6.24	18.2	14. 11.					

P R O T I C A J I

STANICA: BOGATIĆI
 RIJEKA : BIJELA
 SLIV : Željeznica
 GODINA POČETKA RADA: 1958

Redni broj: 14

KOTA "0": 599.24 mm

SREDNJE DNEVNE VRIJEDNOSTI PROTICAJA (m³/s) ZA: 2001. GODINU

DANI	MJESECI											
	1	2	3	4	5	6	7	8	9	10	11	12
1										2.52	1.11	6.51
2										2.20	1.11	3.99
3										1.90	1.11	3.21
4										1.90	1.11	2.20
5										1.62	1.11	1.90
6										1.62	1.11	1.62
7										1.36	1.11	1.62
8										1.36	1.11	1.62
9										1.36	1.11	1.11
10										1.36	1.62	1.11
11										1.36	1.62	1.11
12										1.11	3.21	1.11
13									2.52	1.11	4.80	1.11
14									2.52	1.11	13.6	1.11
15									2.86	1.11	11.1	1.11
16									4.39	1.11	8.75	1.11
17									8.29	1.11	6.51	1.11
18									9.68	1.11	6.51	1.11
19									8.75	1.11	2.52	1.11
20									7.39	1.11	2.52	1.11
21									5.22	1.11	2.52	1.11
22									3.79	1.11	2.52	1.11
23									2.52	1.11	2.52	1.11
24									2.52	1.11	2.20	1.11
25									2.86	1.62	2.20	1.11
26									3.21	2.20	2.20	1.11
27									6.51	2.20	2.52	1.11
28									6.51	1.90	8.29	1.11
29									4.80	1.62	9.22	2.52
30									2.52	1.11	7.84	4.39
31										1.11		4.39
DAN										12	1	9
NQ										1.11	1.11	1.11
SQ										1.48	3.40	1.62
VQ										2.52	13.6	6.51
DAN										1	14	1
GOD.	NQ	DATUM		SNQ		SQ		SVQ		VQ	DATUM	
2001												

PROTICAJI

STANICA: SARAJEVO

Redni broj: 15

RIJEKA: MILJACKA

SLIV: Bosna

GODINA POČETKA RADA: 1892

KOTA "0": 538,90 mm

SREDNJE DNEVNE VRIJEDNOSTI PROTICAJA (m³/s) ZA: 2001. GODINU

DANI	MJESECI											
	1	2	3	4	5	6	7	8	9	10	11	12
1	8.99	11.1	8.07	4.74	6.75	2.96	3.30	1.96	1.96	6.33	1.67	10.4
2	8.53	8.53	8.53	4.37	6.33	5.13	5.13	1.96	3.30	5.92	1.19	10.4
3	7.62	8.07	12.2	4.37	5.92	2.96	4.37	1.96	2.27	5.52	1.19	10.4
4	6.75	7.62	24.8	4.00	7.62	11.1	3.30	1.67	1.42	5.13	1.19	9.95
5	6.75	7.62	18.7	4.00	7.62	7.62	2.96	1.67	1.42	4.37	1.19	9.47
6	5.92	8.99	15.6	5.52	6.75	5.92	2.63	1.67	5.13	4.37	1.19	8.99
7	5.13	8.07	13.9	4.74	5.92	4.74	2.63	1.67	5.13	4.00	1.19	8.99
8	4.74	7.62	12.2	4.37	5.52	4.00	2.27	1.67	5.13	3.64	1.19	8.07
9	25.5	7.18	11.1	5.92	5.13	3.64	1.96	1.67	2.27	3.64	1.19	7.18
10	12.2	7.18	10.4	13.3	5.92	3.30	1.96	1.67	16.8	1.96	11.7	5.92
11	9.47	7.18	9.47	11.7	4.74	2.96	1.96	1.67	34.7	1.96	7.62	4.37
12	7.62	7.18	8.53	33.9	4.74	2.96	1.96	1.67	15.0	1.67	4.37	3.30
13	6.33	6.75	7.62	28.4	4.37	2.63	1.96	1.67	9.47	1.67	5.13	2.63
14	7.62	6.33	7.62	17.4	4.37	2.63	1.96	1.67	7.18	1.67	33.1	1.96
15	6.33	5.92	7.18	13.3	4.00	2.96	1.67	1.67	5.52	1.67	11.7	1.96
16	5.92	5.52	6.75	8.99	3.64	2.63	1.67	1.67	31.5	1.67	8.53	1.96
17	5.52	5.13	6.33	8.53	3.30	2.63	1.67	1.19	16.2	1.67	7.62	1.96
18	5.52	4.74	5.92	13.3	3.30	2.27	1.42	1.19	20.0	1.67	6.75	1.96
19	5.13	4.37	5.52	11.1	3.30	3.30	1.42	1.19	18.7	1.67	5.52	1.96
20	4.74	4.37	5.52	18.7	2.96	12.7	1.42	1.19	12.7	1.67	5.92	1.96
21	4.74	4.00	5.52	25.5	2.96	26.9	2.63	1.19	8.53	1.67	5.13	1.96
22	4.00	3.64	5.52	14.4	2.96	16.8	3.64	1.19	7.62	1.67	4.37	1.96
23	4.00	4.74	9.47	17.4	3.30	9.47	3.64	2.27	6.33	1.67	4.37	1.96
24	4.00	5.52	8.07	15.6	2.96	7.18	4.00	1.42	5.52	1.67	4.37	1.96
25	4.37	5.13	6.75	12.7	2.96	5.92	3.64	4.74	5.52	1.67	4.74	1.96
26	6.33	4.74	5.52	12.2	7.18	5.52	3.30	1.96	5.13	4.37	4.37	1.67
27	24.1	4.37	5.13	13.9	4.00	4.74	2.96	1.42	22.0	2.63	4.74	1.67
28	13.9	3.64	5.92	8.07	3.30	4.37	2.96	1.19	11.1	1.67	11.7	1.67
29	9.47		5.52	7.62	2.96	3.64	2.63	1.19	9.47	1.67	15.6	8.07
30	23.4		5.52	7.18	2.96	3.30	2.63	1.19	8.07	1.67	10.4	8.53
31	15.0		5.13		3.30		1.96	1.67		1.67		10.4
DAN	22	22	27	4	20	18	18	17	4	12	2	26
NQ	4.00	3.64	5.13	4.00	2.96	2.27	1.42	1.19	1.42	1.67	1.19	1.67
SQ	8.11	6.17	8.47	10.9	4.47	5.39	2.59	1.63	9.01	2.64	5.52	4.68
VQ	25.5	11.1	24.8	33.9	7.62	26.9	5.13	4.74	34.7	6.33	33.1	10.4
DAN	9	1	4	12	4	21	2	25	11	1	14	1
GOD.	NQ	DATUM		SNQ		SQ		SVQ		VQ	DATUM	
2001	1.19	17. 08.		2.55		6.19		18.7		34.7	11. 09.	

PROTICAJI

STANICA: STRŠLJENCI
 RIJEKA: MISOČA
 SLIV: Bosna
 GODINA POČETKA RADA: 1986

Redni broj: 16

KOTA "0": 872.64 mm

SREDNJE DNEVNE VRIJEDNOSTI PROTICAJA (m³/s) ZA: 2001. GODINU

DANI	MJESECI											
	1	2	3	4	5	6	7	8	9	10	11	12
1	0.993	1.73	0.810	1.09	1.36	1.09	0.572	0.052	0.043	1.09	0.209	1.73
2	0.810	1.20	0.726	0.810	1.09	1.57	0.503	0.043	0.091	0.899	0.196	1.57
3	0.646	0.993	1.57	0.726	1.09	1.09	0.440	0.036	0.052	0.726	0.196	1.36
4	0.572	0.810	3.90	0.646	1.09	2.68	0.381	0.031	0.036	0.646	0.196	1.36
5	0.572	0.993	2.77	0.572	0.993	1.81	0.440	0.028	0.148	0.503	0.196	1.20
6	0.503	1.36	2.24	0.993	0.899	0.993	0.381	0.028	1.65	0.503	0.196	1.09
7	0.503	1.09	1.90	0.726	0.899	0.810	0.278	0.031	1.65	0.503	0.235	1.09
8	0.381	0.993	1.57	0.726	1.09	0.646	0.209	0.031	0.440	0.440	0.209	1.20
9	2.06	0.899	1.36	1.49	0.810	0.572	0.196	0.031	0.196	0.381	0.235	0.993
10	1.81	0.726	1.09	2.15	0.726	0.503	0.171	0.031	0.993	0.381	0.381	0.993
11	1.57	0.726	0.899	2.06	0.646	0.381	0.148	0.031	3.23	0.327	0.503	0.993
12	1.98	0.646	0.810	3.90	0.572	0.327	0.127	0.052	2.06	0.327	0.899	0.993
13	2.32	0.572	0.726	5.14	0.572	0.235	0.108	0.052	0.81	0.278	2.86	0.993
14	1.57	0.503	0.810	3.13	0.503	0.381	0.091	0.043	0.44	0.278	3.04	0.993
15	1.09	0.440	0.726	2.32	0.503	0.278	0.076	0.036	2.59	0.278	1.73	0.993
16	0.993	0.381	0.646	1.98	0.440	0.235	0.076	0.036	4.82	0.278	1.20	0.993
17	0.810	0.440	0.503	2.15	0.440	0.209	0.091	0.043	2.77	0.235	0.993	0.899
18	0.899	0.327	0.503	2.77	0.440	0.209	0.091	0.052	3.13	0.235	0.810	0.899
19	0.726	0.327	0.503	2.24	0.381	1.09	0.076	0.076	2.77	0.235	0.810	0.899
20	0.646	0.327	0.440	1.90	0.381	5.80	0.063	0.043	1.90	0.209	0.726	0.899
21	0.646	0.278	0.440	3.04	0.381	9.76	0.148	0.043	1.49	0.209	0.646	0.899
22	0.503	0.278	0.993	2.86	0.440	5.14	0.209	0.063	0.993	0.235	0.572	0.899
23	0.440	0.327	2.32	2.59	0.572	2.59	1.20	0.052	0.810	0.235	0.726	0.899
24	0.381	0.327	1.49	2.41	0.381	1.81	0.726	0.043	0.726	0.209	0.993	0.899
25	0.440	0.440	0.993	2.06	0.726	1.36	0.381	0.043	1.36	0.235	1.20	0.899
26	1.57	0.381	0.810	1.73	1.65	0.993	0.235	0.043	1.36	0.327	1.20	0.899
27	4.30	0.440	0.726	1.65	0.646	0.810	0.171	0.036	3.32	0.278	0.899	0.899
28	2.95	0.440	0.726	1.49	0.381	0.646	0.127	0.036	2.24	0.209	2.24	0.899
29	2.32		0.810	1.20	0.381	0.572	0.091	0.031	1.65	0.209	2.68	0.899
30	4.30		0.993	1.09	0.381	0.810	0.091	0.031	1.20	0.209	2.06	0.993
31	2.68		1.65		0.440		0.076	0.031		0.209		1.36
DAN	2	20	21	5	30	18	20	5	4	20	5	25
NQ	0.381	0.235	0.381	0.503	0.278	0.196	0.052	0.028	0.031	0.223	0.148	0.810
SQ	1.35	0.657	1.18	1.92	0.687	1.51	0.257	0.040	1.50	0.365	0.967	1.05
VQ	5.04	2.15	4.41	5.80	2.24	12.0	1.49	0.171	7.81	1.31	4.51	1.90
DAN	27	1	4	13	26	21	23	17	16	1	13	1
GOD.	NQ	DATUM	SNQ	SQ	SVQ	VQ	DATUM					
2001	0.028	05. 08.	0.272	0.957	4.07	12.0	21. 06.					

PROTICAJI

STANICA: MERDANI
 RIJEKA: LAŠVA
 SLIV: Bosna
 GODINA POČETKA RADA: 1979

Redni broj: 17

KOTA "0": 357.52 mmm

SREDNJE DNEVNE VRIJEDNOSTI PROTICAJA (m³/s) ZA: 2001. GODINU

DANI	MJESECI											
	1	2	3	4	5	6	7	8	9	10	11	12
1	13.9	28.7	30.5	18.4	21.1	38.4	25.5	10.7	8.19	14.9	8.19	28.7
2	11.9	23.2	29.6	17.2	19.7	30.5	24.0	10.7	8.82	14.4	8.19	25.5
3	11.1	19.7	29.6	16.6	19.7	25.5	19.7	10.3	7.63	13.9	8.19	21.8
4	10.3	18.4	56.6	16.0	18.4	24.7	19.1	10.3	7.63	12.9	7.90	20.4
5	9.51	17.2	52.0	15.5	18.4	36.0	17.8	9.87	19.1	12.4	8.19	18.4
6	9.15	16.6	49.8	18.4	17.8	30.5	17.2	9.51	21.1	11.9	7.90	16.6
7	8.50	16.0	38.4	17.2	18.4	27.1	16.6	9.51	24.7	11.5	8.19	15.5
8	11.5	13.9	28.7	21.1	24.7	24.7	15.5	9.15	16.6	10.7	7.90	14.9
9	29.6	12.4	28.7	24.0	21.1	21.8	14.9	8.82	17.8	10.7	7.90	14.4
10	25.5	10.3	25.5	19.7	19.7	19.7	14.9	8.82	18.4	10.7	9.15	13.3
11	19.7	16.0	24.0	18.4	18.4	18.4	16.6	8.50	49.8	11.1	11.9	12.9
12	18.4	13.9	22.5	36.0	17.8	17.2	14.9	9.51	36.9	10.7	9.87	12.9
13	21.8	12.9	21.1	72.5	16.6	16.0	13.9	9.15	24.0	10.3	24.0	12.9
14	16.6	12.4	25.5	47.7	16.0	27.1	13.3	8.82	24.7	10.3	34.1	12.4
15	14.9	11.9	24.7	38.4	16.0	21.1	12.9	8.50	25.5	9.87	25.5	11.9
16	13.3	11.5	24.0	28.7	15.5	19.7	12.4	8.50	24.7	9.87	21.1	11.5
17	12.4	11.1	22.5	38.4	14.9	18.4	11.5	8.50	38.4	9.51	19.7	11.5
18	11.5	10.7	22.5	38.4	15.5	17.2	11.5	8.50	33.1	9.51	18.4	11.1
19	11.1	10.7	21.1	38.4	14.9	17.8	11.1	8.82	28.7	9.15	16.0	11.1
20	10.7	10.3	18.4	24.7	14.4	88.0	10.7	8.82	23.2	9.15	16.6	11.1
21	10.7	10.3	17.2	38.4	13.9	121	17.8	8.50	20.4	8.82	15.5	10.7
22	10.3	10.3	18.4	42.8	14.4	61.6	12.9	8.82	17.8	8.82	14.9	10.7
23	10.3	11.1	25.5	38.4	24.7	33.1	21.1	8.50	16.0	8.82	18.4	10.7
24	10.3	11.5	24.0	33.1	21.1	31.3	24.7	8.19	14.9	8.82	18.4	10.7
25	10.3	11.1	22.5	33.1	19.1	30.5	13.9	7.90	16.0	10.7	17.2	10.7
26	11.1	11.1	17.2	28.7	33.1	27.1	16.0	7.90	17.8	9.51	16.0	10.3
27	36.9	10.7	22.5	27.1	26.3	24.0	12.4	7.63	28.7	8.82	15.5	9.87
28	33.1	10.3	21.1	25.5	19.7	21.8	12.4	7.37	24.7	8.82	24.7	9.87
29	29.6		19.7	24.7	18.4	24.0	11.9	7.37	24.0	8.50	49.8	9.51
30	36.9		21.1	22.5	17.8	30.5	11.9	7.12	17.8	8.19	38.4	10.3
31	35.0		19.7		17.8		11.9	7.12		8.19		10.7
DAN	7	10	21	5	21	13	20	30	3	30	4	29
NQ	8.50	10.3	17.2	15.5	13.9	16.0	10.7	7.12	7.63	8.19	7.90	9.51
SQ	15.5	13.3	25.5	27.9	18.4	28.7	14.9	8.82	20.4	10.3	14.9	13.3
VQ	36.9	28.7	56.6	72.5	33.1	134	25.5	10.7	49.8	14.9	49.8	28.7
DAN	27	1	4	13	26	21	1	1	11	1	29	1
GOD.	NQ	DATUM		SNQ		SQ		SVQ		VQ	DATUM	
2001	7.12	30. 08.		11.0		18.6		44.0		134	21. 06.	

PROTICAJI

STANICA: OLOVO

Redni broj: 18

RIJEKA: KRIVAJA

SLIV: Bosna

GODINA POČETKA RADA: 1969

KOTA "0": 527.16 mm

SREDNJE DNEVNE VRIJEDNOSTI PROTICAJA (m³/s) ZA: 2001. GODINU

DANI	MJESECI											
	1	2	3	4	5	6	7	8	9	10	11	12
1	18.4	24.5	6.12	9.96	11.9	6.12	10.5	4.11	2.54	12.4	3.72	18.1
2	14.2	21.9	12.7	8.38	10.5	15.7	9.96	3.91	2.93	12.7	3.52	13.3
3	11.2	16.3	13.3	7.86	9.96	10.5	12.2	3.72	2.74	9.96	3.52	12.7
4	10.2	14.2	61.2	6.86	11.9	15.1	9.96	3.72	2.35	9.16	3.72	12.2
5	8.37	15.2	39.8	6.36	12.2	20.1	8.38	3.52	2.16	8.38	3.32	11.3
6	7.48	13.1	32.2	9.96	10.5	13.0	7.86	3.32	15.1	7.61	3.32	10.5
7	6.60	16.3	26.2	8.38	10.2	10.2	6.86	3.13	23.5	7.11	2.74	10.5
8	5.75	15.2	22.0	6.86	11.0	8.64	6.61	2.93	9.96	5.87	2.54	8.90
9	25.5	14.5	18.5	10.5	9.69	7.11	5.63	2.54	7.36	5.51	2.16	7.86
10	21.9	12.7	17.2	30.7	7.86	6.12	5.39	2.16	8.90	5.39	3.32	7.36
11	16.3	13.6	15.4	27.1	7.36	5.87	9.16	2.54	64.9	5.51	5.87	6.61
12	16.3	12.7	14.5	26.2	6.86	5.39	6.12	3.72	23.2	4.71	6.86	5.87
13	27.6	12.2	12.4	94.7	6.86	5.71	5.39	2.54	19.4	4.51	8.64	5.71
14	21.9	10.2	13.3	36.4	6.36	5.39	5.51	2.74	12.7	4.11	55.9	5.31
15	17.3	9.43	12.4	27.4	5.87	5.63	6.36	2.35	9.96	4.91	25.1	4.91
16	13.1	8.64	11.0	24.0	5.39	5.31	5.31	2.16	54.3	4.31	15.7	4.91
17	12.2	7.86	9.96	19.4	5.91	4.91	4.51	2.16	32.2	4.11	13.3	5.10
18	10.2	7.61	9.43	22.7	5.63	4.51	4.51	1.77	35.2	3.91	10.5	5.31
19	8.37	7.11	8.38	19.4	5.31	5.39	4.11	1.77	34.8	3.72	9.69	5.51
20	8.37	6.36	7.86	16.9	5.31	75.4	4.11	1.58	23.5	3.72	11.3	5.31
21	7.48	6.12	7.36	28.1	5.10	160	4.51	1.77	18.5	3.52	9.16	5.51
22	7.48	6.61	7.11	30.0	5.31	90.8	5.71	3.52	14.8	3.72	8.38	5.31
23	5.75	7.11	29.4	32.2	5.63	60.0	16.3	3.13	12.2	3.72	7.11	4.91
24	5.75	7.86	19.4	35.2	5.51	23.7	22.5	2.54	10.5	3.32	6.86	4.51
25	7.48	7.11	13.9	25.6	5.71	21.4	15.1	2.35	11.0	4.51	6.61	5.10
26	11.2	6.61	12.2	23.0	25.6	16.9	10.5	2.35	11.3	4.91	6.36	4.11
27	31.0	6.12	9.69	18.8	12.4	14.8	9.43	2.16	58.8	4.11	7.86	3.72
28	28.7	5.87	12.2	16.3	9.43	12.7	7.86	2.54	24.5	3.72	14.5	4.51
29	27.6		10.5	14.5	6.86	11.0	5.91	1.97	17.5	3.72	29.4	4.11
30	52.1		12.2	11.0	6.36	12.2	4.91	1.77	14.5	3.91	22.5	4.51
31	40.9		11.0		6.12		5.31	1.77		3.72		10.5
DAN	23	31	1	5	21	18	19	20	5	24	9	27
NQ	5.75	5.87	6.12	6.36	5.10	4.51	4.11	1.58	2.16	3.32	2.16	3.72
SQ	15.7	11.0	15.7	20.7	8.12	16.9	7.36	2.74	17.5	5.51	9.16	6.61
VQ	52.1	24.5	61.2	94.7	25.6	243	22.5	4.11	64.9	12.7	55.9	18.1
DAN	30	1	4	13	26	21	24	1	11	2	14	1
GOD.	NQ	DATUM		SNQ		SQ		SVQ		VQ	DATUM	
2001	1.58	20. 08.		4.23		12.4		56.7		243	21. 06.	

PROTICAJI

STANICA:ZAVIDOVIĆI
 RIJEKA: KRIVAJA
 SLIV: Bosna
 GODINA POČETKA RADA: 1978

Redni broj: 19

KOTA "0": 204.32 mm

SREDNJE DNEVNE VRIJEDNOSTI PROTICAJA (m³/s) ZA: 2001. GODINU

DANI	MJESECI											
	1	2	3	4	5	6	7	8	9	10	11	12
1	31.6	54.0	34.0	26.0	21.7	86.4	23.8	7.92	3.98	22.8	5.50	44.9
2	23.8	41.2	51.4	20.7	19.6	62.4	31.6	7.34	4.81	20.7	5.27	34.0
3	18.6	31.6	69.4	17.5	17.5	29.4	51.4	6.25	5.27	17.0	5.27	27.1
4	16.5	28.2	144	15.5	18.6	153	24.9	5.75	4.38	14.5	5.50	23.3
5	14.5	42.4	91.8	13.6	17.5	69.4	17.5	5.27	5.27	12.6	5.50	21.7
6	13.6	50.0	73.7	24.9	18.6	40.0	12.6	5.27	176	11.1	5.50	19.6
7	12.6	42.4	56.7	21.7	17.5	28.2	10.7	5.04	222	10.2	6.00	22.8
8	11.6	34.0	44.9	17.5	42.4	22.8	9.49	4.81	59.6	9.17	5.75	19.6
9	90.2	28.2	35.1	40.0	40.0	17.5	8.53	4.60	21.7	8.53	5.75	16.5
10	66.6	22.8	29.4	93.3	31.6	14.5	24.9	4.38	51.4	8.23	6.78	14.5
11	38.7	46.2	26.0	69.4	20.7	12.6	59.6	4.18	191	8.53	13.6	12.6
12	34.0	31.6	22.8	69.4	17.5	11.1	18.6	8.53	121	8.23	14.5	13.1
13	68.0	27.1	20.7	259	15.5	10.7	11.6	7.92	52.7	7.63	26.0	13.6
14	43.7	22.8	21.7	96.5	13.6	12.6	8.53	5.27	29.4	7.63	90.2	13.6
15	30.5	19.6	21.7	61.0	12.6	13.1	7.34	4.81	19.6	7.34	56.7	12.6
16	23.8	17.5	19.6	46.2	11.1	10.7	6.78	4.60	157	7.34	32.8	11.6
17	20.7	15.5	17.5	38.7	9.83	9.49	6.25	4.38	91.8	7.06	27.1	10.7
18	17.5	13.6	16.5	70.9	9.83	9.49	5.75	3.98	111	7.06	20.7	9.83
19	15.5	13.6	15.5	52.7	9.83	30.5	5.75	4.18	87.2	7.06	17.5	10.7
20	13.6	12.6	14.5	38.7	9.17	356	5.75	3.98	58.0	6.78	38.7	10.7
21	12.6	12.6	13.6	99.6	9.17	449	4.81	3.98	37.5	6.78	24.9	10.2
22	12.6	11.6	12.6	98.0	9.17	222	16.5	5.75	27.1	7.34	20.7	9.83
23	11.6	13.6	75.2	172	21.7	93.3	158	6.25	20.7	7.34	17.5	10.2
24	14.5	20.7	43.7	113	13.6	58.0	91.8	5.27	17.5	7.06	22.8	10.7
25	28.2	18.6	28.2	66.6	10.7	41.2	38.7	4.81	15.5	7.92	20.7	10.7
26	35.1	17.5	22.8	43.7	91.8	30.5	22.8	4.81	23.8	7.34	18.6	10.7
27	101	16.0	18.6	37.5	34.0	24.9	15.5	4.60	199	7.34	21.7	10.7
28	75.2	14.5	20.7	31.6	18.6	19.6	11.6	4.38	78.1	7.06	42.4	11.6
29	50.0		21.7	27.1	14.5	17.5	8.53	4.18	42.4	6.78	103	12.6
30	147		22.8	23.8	12.6	34.0	7.92	3.98	28.2	6.25	59.6	46.2
31	81.1		44.9		11.1		12.6	3.98		5.75		58.0
DAN	8	22	22	5	20	17	21	18	1	31	2	18
NQ	11.6	11.6	12.6	13.6	9.17	9.49	4.81	3.98	3.98	5.75	5.27	9.83
SQ	35.1	24.9	35.1	55.3	19.1	53.3	20.7	5.27	56.7	8.85	22.2	17.5
VQ	147	54.0	144	259	91.8	565	158	8.53	222	22.8	103	58.0
DAN	30	1	4	13	26	21	23	12	7	1	29	31
GOD.	NQ	DATUM		SNQ		SQ		SVQ		VQ	DATUM	
2001	3.98	18. 08.		8.47		32.7		153		565	21. 06.	

PROTICAJI

STANICA: BIOŠTICA
 RIJEKA : BIOŠTICA
 SLIV : Krivaja
 GODINA POČETKA RADA: 1962.

Redni broj: 20

KOTA "0": 536.26 mm

SREDNJE DNEVNE VRIJEDNOSTI PROTICAJA (m³/s) ZA: 2001. GODINU

DANI	MJESECI											
	1	2	3	4	5	6	7	8	9	10	11	12
1	10.8	14.1	6.00	6.42	7.77	5.39	6.42	3.09	2.02	8.72	2.79	11.3
2	8.72	12.4	6.42	6.00	7.77	6.00	6.42	2.79	2.25	7.31	2.65	9.72
3	7.31	9.72	9.22	6.00	7.31	6.00	6.42	2.79	2.02	6.86	2.65	8.97
4	6.86	8.72	30.5	6.00	7.31	9.72	6.00	2.79	2.02	6.42	2.51	8.23
5	6.00	9.22	20.3	5.20	7.31	9.72	5.79	2.65	2.13	6.00	2.51	7.77
6	5.59	8.23	17.7	6.42	7.08	6.86	5.39	2.79	6.00	5.20	2.51	7.31
7	5.20	9.72	15.0	6.00	6.64	6.00	5.20	2.51	6.42	5.20	2.51	7.31
8	4.81	9.22	12.4	5.59	6.42	5.79	4.81	2.65	4.26	5.00	2.51	6.64
9	14.7	8.72	11.6	10.2	6.00	5.20	4.44	2.51	3.41	4.44	2.51	6.21
10	12.4	8.01	11.8	19.6	6.00	5.20	4.09	2.51	7.31	4.44	3.09	5.79
11	9.72	8.23	9.72	15.3	5.59	4.44	4.26	2.38	28.1	4.09	5.20	5.20
12	9.72	7.31	8.97	23.0	6.00	4.09	3.92	2.13	11.8	4.09	5.20	5.79
13	15.8	7.31	8.23	34.3	5.20	4.09	3.57	2.25	9.22	4.09	8.72	5.39
14	12.4	6.86	8.72	20.9	4.81	4.09	3.41	2.38	6.86	4.09	27.3	5.20
15	10.2	6.42	8.23	16.5	4.44	4.09	3.09	2.25	6.00	4.09	14.1	4.81
16	8.23	6.00	7.31	12.9	4.44	3.57	3.41	2.25	29.0	4.26	9.98	4.81
17	7.77	5.79	6.00	11.3	4.09	3.25	3.57	2.13	21.6	3.41	8.72	4.44
18	6.86	5.39	6.86	12.7	3.75	3.41	3.41	2.13	19.6	3.41	7.31	4.26
19	6.00	5.20	6.42	11.3	4.09	3.41	3.25	2.02	19.6	3.41	7.08	4.44
20	6.00	5.20	6.00	10.2	3.75	12.4	3.41	2.25	14.1	3.41	7.31	3.75
21	5.59	5.20	5.59	15.8	3.75	59.7	3.41	2.38	10.8	3.41	6.42	4.26
22	5.59	5.00	6.00	18.3	3.75	30.5	3.75	3.41	9.22	3.41	6.00	4.44
23	4.81	5.39	12.9	16.5	4.44	24.1	4.44	2.51	7.77	3.25	6.42	4.26
24	4.81	6.00	9.72	17.1	4.09	19.3	6.86	2.25	7.08	3.25	6.00	4.44
25	5.59	5.39	7.77	15.5	4.81	18.0	5.00	2.13	7.54	3.25	6.00	3.75
26	7.31	5.20	7.08	12.9	9.22	9.22	4.81	2.02	6.64	3.57	5.59	3.75
27	17.7	5.00	6.42	11.3	6.42	8.72	5.39	1.80	23.7	3.57	5.79	4.09
28	16.5	4.63	7.08	10.8	5.20	8.01	4.09	2.02	13.5	3.57	9.98	3.92
29	15.8		7.31	9.47	4.81	6.86	4.09	2.02	9.98	3.41	17.4	3.41
30	27.0		7.54	8.01	4.44	7.31	3.41	2.02	8.72	2.94	13.2	4.26
31	22.3		7.31		4.44		3.09	1.80		2.79		7.31
DAN	8	28	21	5	18	17	15	27	3	31	4	29
NQ	4.81	4.63	5.59	5.20	3.75	3.25	3.09	1.80	2.02	2.79	2.51	3.41
SQ	9.47	7.08	9.47	12.1	5.39	8.72	4.44	2.38	9.22	4.26	6.42	5.59
VQ	27.0	14.1	30.5	34.3	9.22	69.0	6.86	3.41	29.0	8.72	27.3	11.3
DAN	30	1	4	13	26	21	24	22	16	1	14	1
GOD.	NQ	DATUM		SNQ		SQ		SVQ		VQ	DATUM	
2001	1.80	27. 08.		3.57		7.43		22.6		69.0	21. 06.	

PROTICAJI

STANICA: OLOVSKE LUKE
RIJEKA : STUPČANICA
SLIV : Krivaja
GODINA POČETKA RADA: 1961.

Redni broj: 21

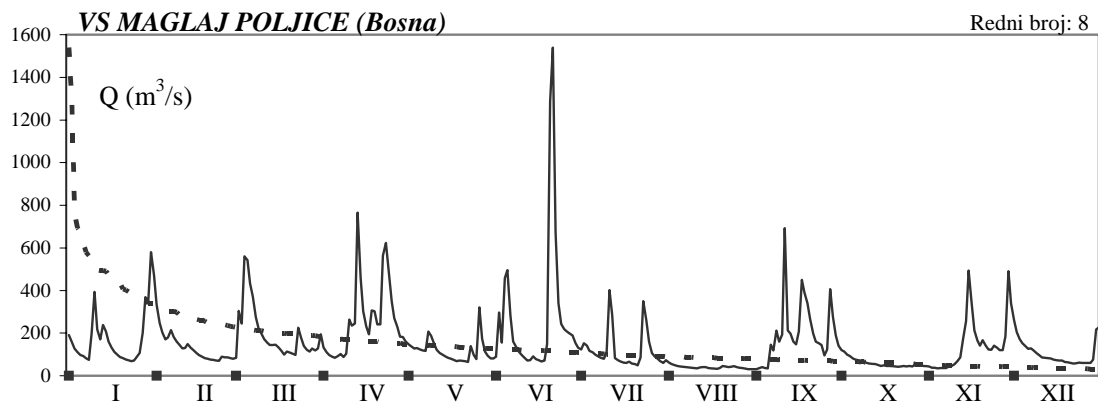
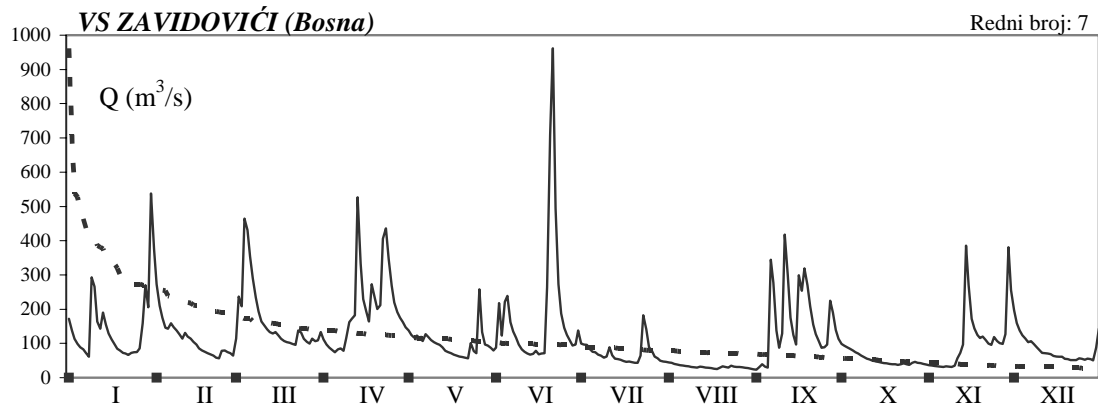
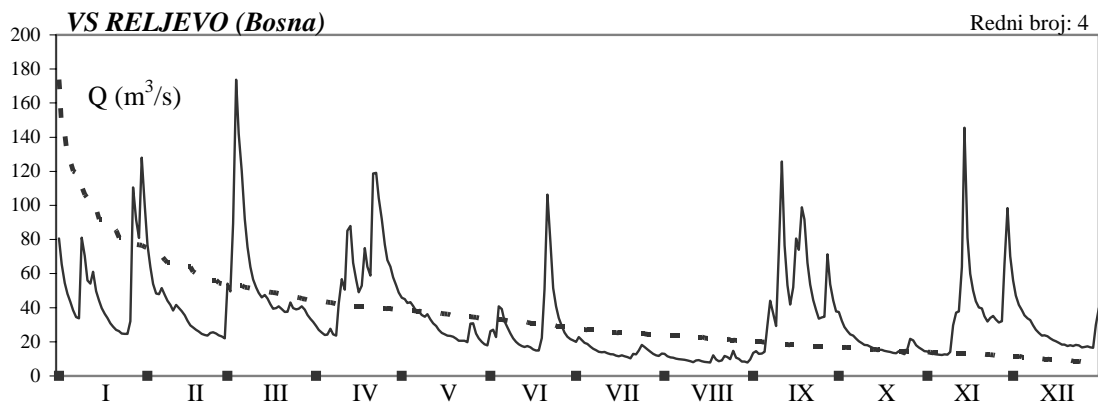
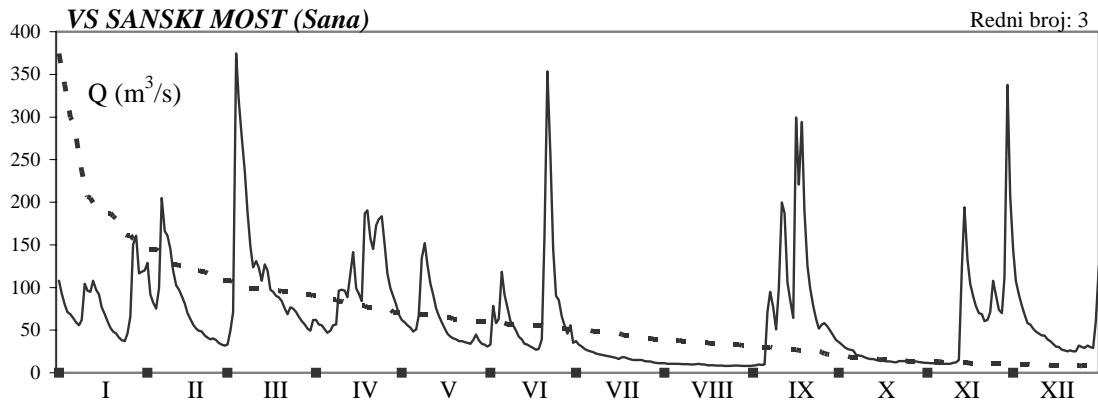
KOTA "0": 543.51 mm

SREDNJE DNEVNE VRIJEDNOSTI PROTICAJA (m³/s) ZA: 2001. GODINU

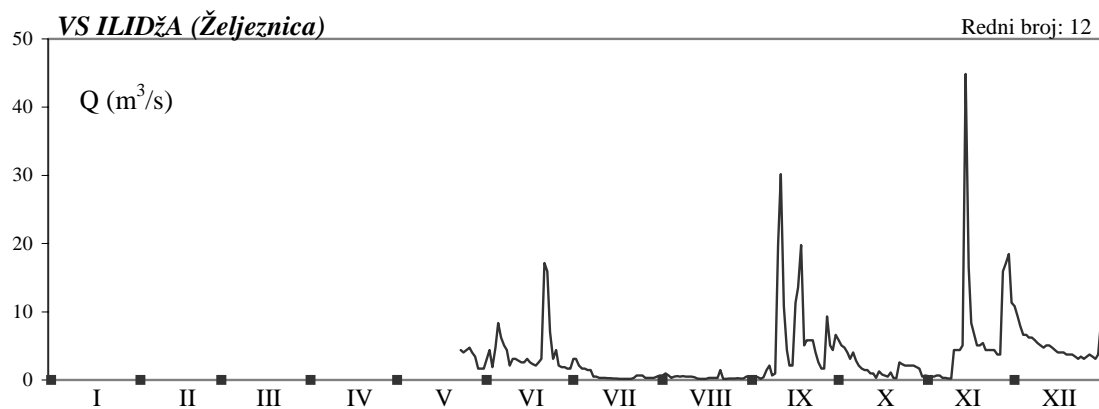
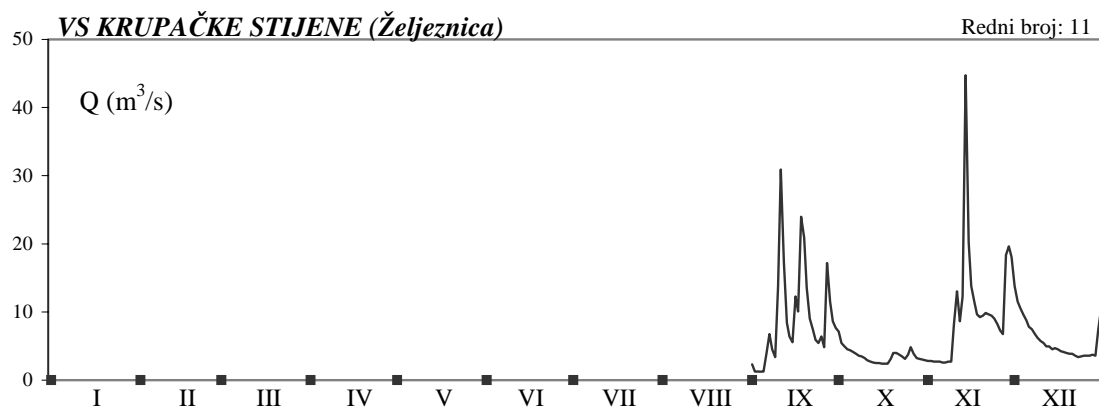
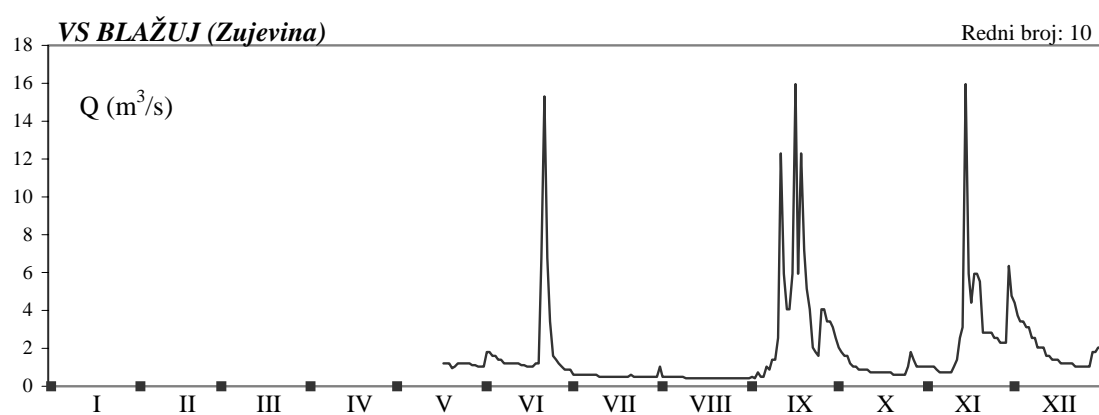
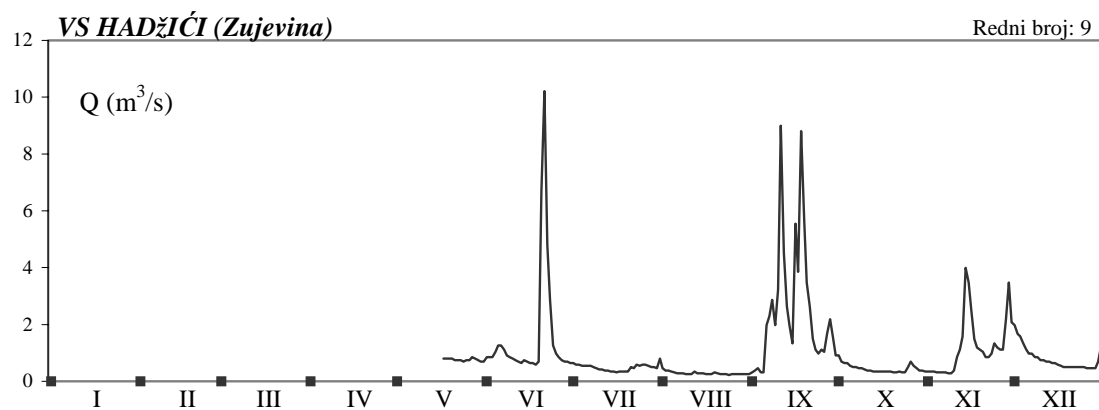
DANI	MJESECI											
	1	2	3	4	5	6	7	8	9	10	11	12
1	10.6	4.07	0.664	1.70	3.00	1.35	4.48	1.51	0.976	4.91	0.976	6.44
2	7.71	4.07	1.35	1.35	2.15	9.84	4.48	1.35	1.24	4.07	0.976	6.15
3	6.44	4.91	2.69	1.24	1.70	4.91	4.48	1.10	1.10	3.69	0.860	5.58
4	4.07	11.4	38.4	1.10	2.15	7.38	4.07	0.976	0.976	3.33	0.860	3.69
5	2.15	4.07	30.4	0.98	1.51	5.86	3.69	0.976	0.976	3.33	0.860	3.69
6	1.10	4.91	12.2	1.35	1.91	3.33	3.00	0.860	17.9	3.00	0.860	3.33
7	0.664	4.91	10.6	1.24	1.70	2.15	2.15	0.860	18.9	2.69	0.976	3.33
8	0.583	3.33	6.75	1.24	2.15	1.91	1.91	0.756	3.33	2.41	0.976	3.33
9	4.07	2.69	4.91	4.07	1.91	6.15	1.70	0.583	3.00	2.15	0.860	3.00
10	4.07	2.15	4.48	21.1	1.70	3.69	1.51	0.515	8.74	1.91	3.00	2.69
11	2.15	4.07	4.07	14.9	1.51	1.70	4.91	0.515	41.3	1.91	3.33	2.69
12	1.35	3.33	2.69	14.0	1.35	1.10	4.48	1.24	15.4	1.91	4.48	2.69
13	6.44	2.15	1.70	94.4	1.35	0.976	4.48	1.24	7.71	1.70	9.10	2.69
14	4.07	1.35	4.48	43.1	1.10	1.51	4.07	1.10	4.07	1.70	13.1	2.41
15	2.69	1.35	2.69	18.9	1.10	1.10	3.69	0.976	17.9	1.70	15.4	2.41
16	1.70	1.24	1.91	7.71	0.860	0.860	1.91	0.860	32.6	1.51	12.2	2.15
17	1.35	1.10	1.51	6.15	0.860	0.756	1.35	0.756	15.4	1.51	9.10	2.69
18	1.35	1.10	1.51	7.71	0.860	1.51	1.24	0.756	15.4	1.51	6.44	2.69
19	1.70	0.976	1.35	6.75	0.976	12.7	1.10	0.756	16.4	1.51	4.91	3.00
20	1.70	1.10	1.35	4.48	0.860	93.6	1.10	0.756	7.71	1.35	4.07	2.69
21	1.70	1.10	1.35	21.1	0.756	127	2.15	0.976	7.06	1.24	3.33	2.41
22	1.35	0.756	1.35	11.4	1.10	55.7	3.69	1.10	6.15	1.24	3.00	1.70
23	0.860	0.976	24.7	17.4	0.976	27.2	8.39	1.24	4.91	1.24	2.69	1.51
24	0.664	0.756	7.71	16.4	0.860	21.1	20.6	1.10	3.69	1.35	2.69	1.35
25	0.583	0.756	5.86	12.2	0.860	13.1	8.74	1.24	3.33	1.35	2.41	1.24
26	4.91	0.756	4.48	8.74	20.0	8.39	4.91	1.10	5.58	1.24	2.15	2.69
27	36.0	0.664	2.69	6.15	6.44	7.71	3.69	1.10	43.7	1.24	2.15	4.07
28	23.5	0.583	3.00	4.91	1.91	7.06	2.15	0.976	12.7	1.24	4.91	1.35
29	14.9		2.41	4.48	1.10	8.74	1.91	0.860	7.38	1.24	8.74	1.24
30	11.4		3.33	3.00	0.976	6.15	1.51	0.756	6.15	1.10	6.75	1.24
31	7.06		2.41		0.756		1.70	0.756		1.10		1.10
DAN	8	28	1	5	31	17	19	10	1	30	3	31
NQ	0.583	0.583	0.664	0.98	0.76	0.76	1.10	0.515	0.976	1.10	0.860	1.10
SQ	4.30	1.90	5.69	9.72	1.62	10.6	3.45	0.934	9.51	1.80	3.78	2.59
VQ	36.0	11.4	38.4	94.4	20.0	169	20.6	1.51	43.7	4.91	15.4	6.44
DAN	27	4	4	13	26	21	24	1	27	1	15	1
GOD.		NQ	DATUM		SNQ		SQ		SVQ		VQ	DATUM
2001		0.515	10. 08.		0.832		5.65		35.0		169	21. 06.

GRAFIKONI OSCILACIJA PROTICAJA

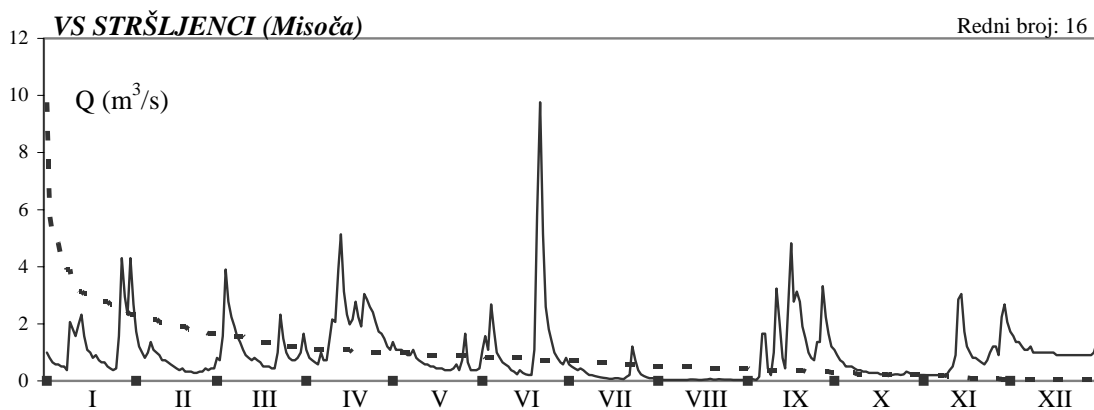
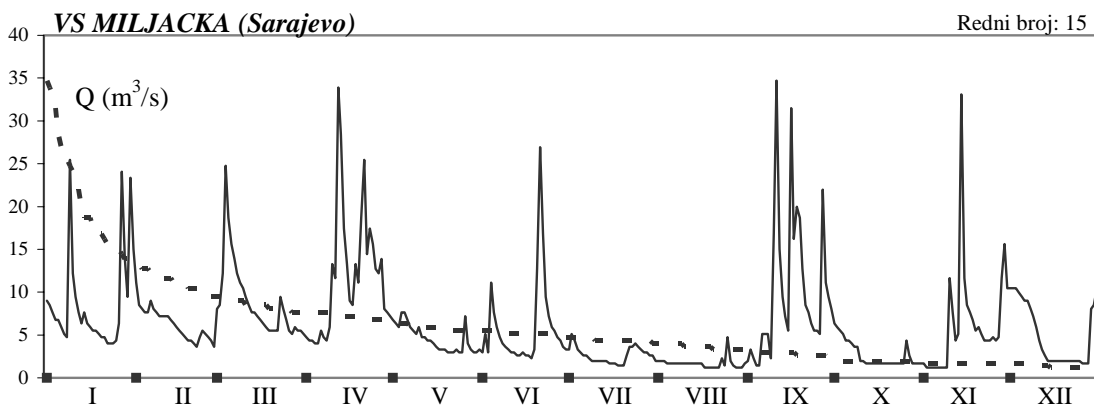
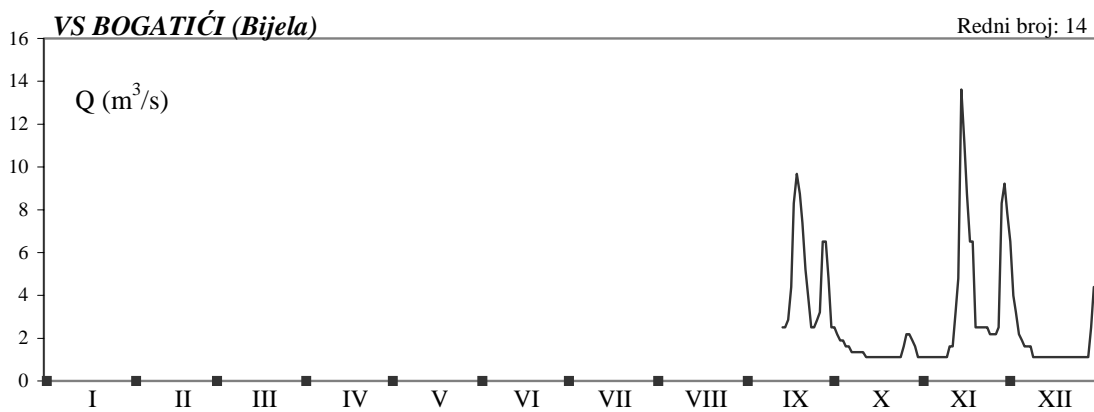
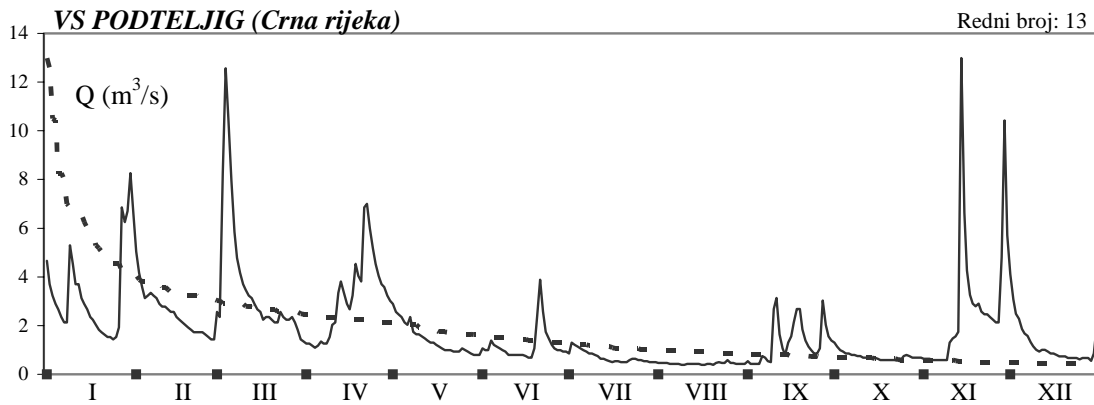
PROTICAJI



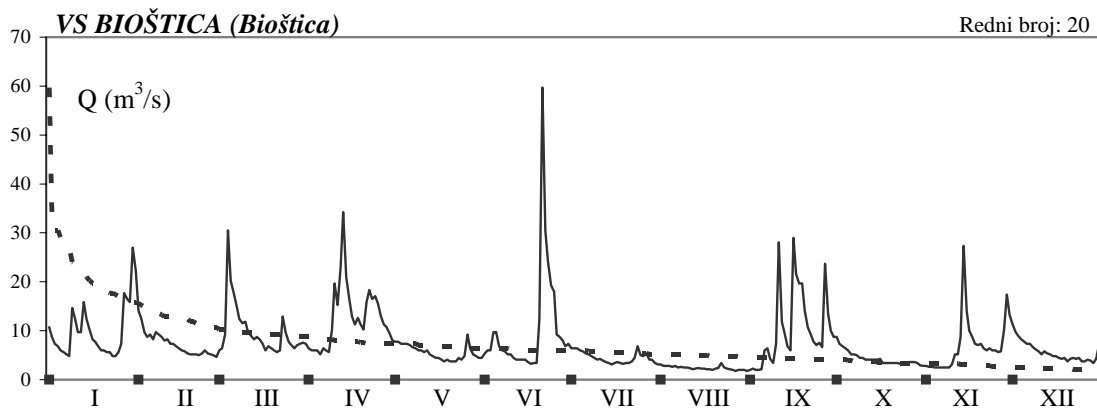
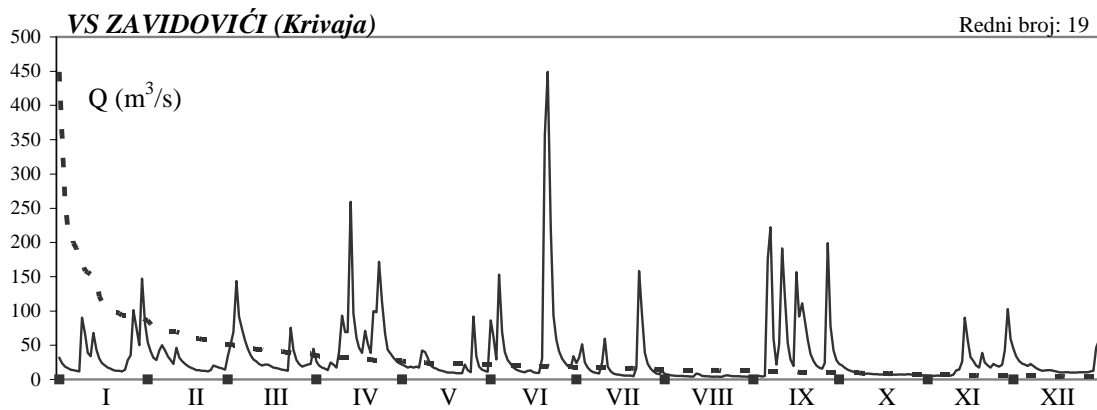
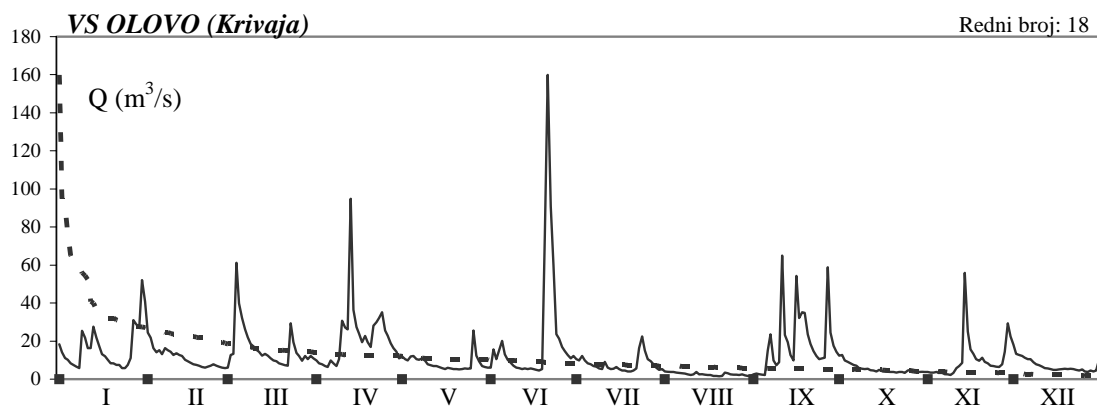
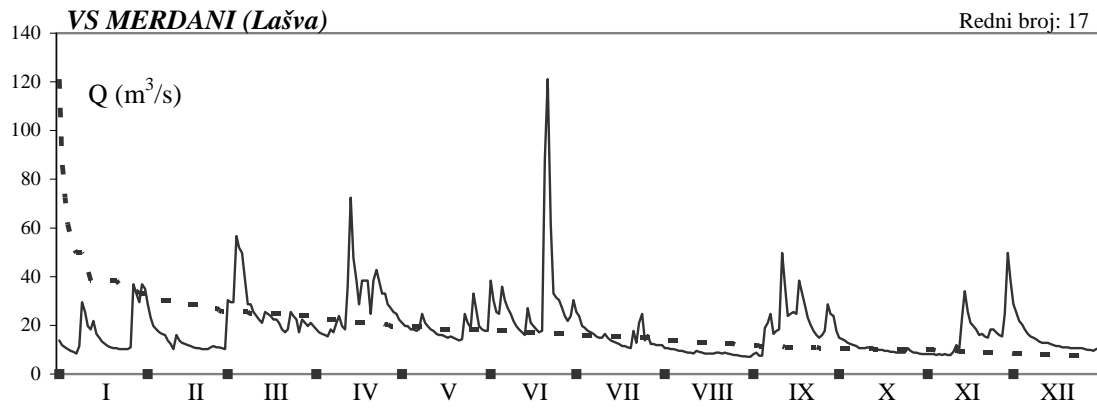
PROTICAJI



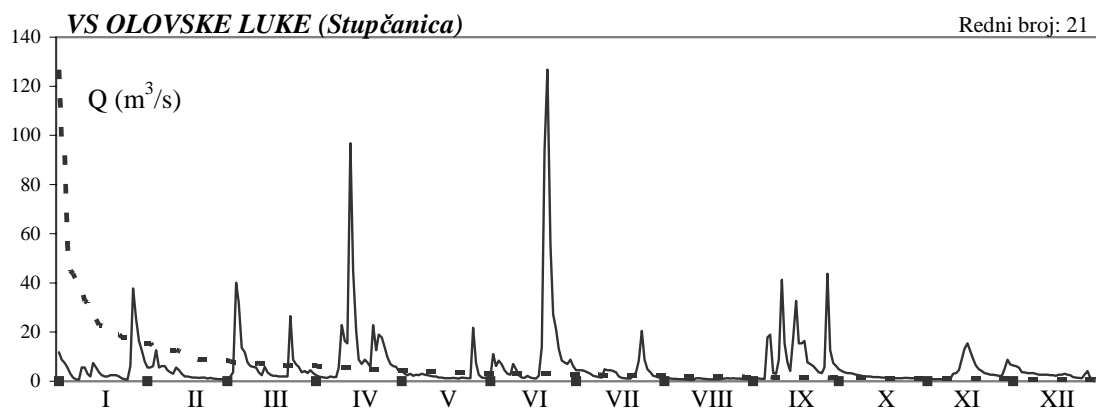
PROTICAJI



PROTICAJI



PROTICAJI



TEMPERATURE VODE

DNEVNE I KARAKTERISTIČNE TEMPERATURE VODE

°C

TEMPERATURE VODE

STANICA: KRALJE
 RIJEKA: UNA
 SLIV: Save
 GODINA POČETKA RADA: 1968

Redni broj: 2

KOTA "0": 208.85 mm

SREDNJE DNEVNE VRIJEDNOSTI TEMPERATURA VODE (°C) ZA: 2001. GODINU

DANI	MJESECI											
	1	2	3	4	5	6	7	8	9	10	11	12
1										11.7	10.4	8.0
2										11.7	9.8	8.0
3										11.9	9.4	7.9
4										12.2	8.9	7.7
5										12.3	8.6	7.7
6										12.0	8.4	7.7
7										12.1	8.5	7.6
8										12.4	8.9	7.1
9										12.5	8.8	6.7
10										12.3	8.2	6.3
11										12.2	7.9	5.9
12										12.1	8.0	6.0
13										11.9	7.4	6.0
14										11.7	7.4	5.5
15										11.5	7.9	5.3
16										11.2	7.8	5.1
17										11.3	7.7	4.8
18										11.5	7.5	4.6
19										11.4	7.4	4.8
20										11.6	7.4	5.2
21										11.8	7.5	5.6
22										11.8	7.4	6.0
23										11.4	7.6	6.3
24										11.3	7.3	6.1
25										11.0	7.5	5.6
26									11.4	10.7	7.3	5.8
27									11.5	10.4	7.6	5.3
28									11.5	10.2	8.0	5.2
29									11.3	10.1	8.5	5.5
30									11.4	10.1	8.1	6.3
31										10.2		6.5
DAN										31	13	18
NT										9.8	6.9	4.4
ST										11.5	8.1	6.2
VT										12.7	10.5	8.2
DAN										8	1	1
GOD.	NT	DATUM		SNT		ST		SVT		VT	DATUM	
2001												

TEMPERATURE VODE

STANICA: SANSKI MOST

Redni broj: 3

RIJEKA: SANA

SLIV: Une

GODINA POČETKA RADA: 1945

KOTA "0": 156.18 mmm

SREDNJE DNEVNE VRIJEDNOSTI TEMPERATURA VODE (°C) ZA: 2001. GODINU

DANI	MJESECI											
	1	2	3	4	5	6	7	8	9	10	11	12
1	7.1	6.9	5.1	7.8	11.4	15.8	13.7	20.1	18.4	11.2	10.4	8.3
2	7.4	6.4	6.4	8.3	11.7	12.3	12.8	20.6	18.2	11.6	9.5	7.8
3	7.8	5.6	8.1	8.7	11.8	11.8	12.8	21.3	17.1	12.0	7.7	7.8
4	9.1	7.0	9.4	9.1	11.2	11.2	13.5	21.7	16.8	12.2	6.1	8.0
5	8.6	8.4	9.6	9.0	11.6	10.9	14.7	22.1	17.0	13.3	5.5	7.9
6	8.8	8.1	8.6	9.1	11.5	10.8	14.1	22.1	13.8	12.6	5.8	7.0
7	9.2	8.4	8.4	8.8	11.6	11.4	16.7	21.3	10.7	12.7	6.4	7.0
8	9.7	8.4	8.0	9.7	10.6	10.7	17.6	20.8	11.0	13.6	7.2	6.7
9	9.0	8.9	8.9	9.3	10.1	12.0	18.5	21.3	11.2	13.7	8.8	5.9
10	7.8	8.7	8.8	8.4	10.1	12.4	17.6	21.7	10.0	13.4	7.6	5.3
11	8.5	8.1	9.1	9.2	10.0	13.4	18.0	21.3	9.8	13.7	6.7	4.4
12	8.7	7.0	8.8	9.2	10.9	12.3	19.0	17.8	9.9	13.3	6.8	4.1
13	7.4	7.5	9.6	9.3	9.7	12.0	16.5	17.5	9.7	12.9	8.2	5.2
14	7.1	8.1	9.0	8.3	9.5	13.4	18.2	17.3	10.6	12.5	7.8	4.0
15	6.8	7.7	8.5	7.6	10.5	13.2	20.1	18.4	11.1	12.1	7.9	3.4
16	6.8	7.2	8.8	8.7	11.3	14.2	20.3	19.6	10.2	11.7	7.2	3.3
17	6.6	6.8	9.4	9.0	11.5	15.4	19.1	20.8	10.1	11.6	7.0	3.4
18	6.8	7.5	9.7	8.5	12.6	16.6	17.0	21.0	9.9	12.2	7.0	3.2
19	6.4	7.2	10.8	9.1	13.1	14.2	17.9	21.3	9.4	12.5	7.1	3.7
20	6.4	6.3	9.3	9.3	10.7	10.9	18.6	21.5	9.4	12.1	6.9	3.1
21	6.2	6.6	9.1	9.5	12.9	10.1	18.0	21.6	9.8	11.6	7.1	4.7
22	6.2	6.7	9.2	9.3	11.8	10.1	17.2	20.7	10.2	12.6	6.6	4.8
23	6.5	7.6	8.6	8.8	11.9	10.7	15.6	20.2	10.4	12.0	7.4	5.2
24	6.7	7.7	10.0	8.9	11.7	10.4	15.2	20.1	11.2	11.4	6.8	4.4
25	7.8	7.1	10.9	9.2	12.3	11.6	16.6	20.3	12.1	11.1	7.2	3.2
26	8.4	6.9	10.4	10.3	11.8	12.1	17.9	20.6	11.7	10.7	6.7	3.3
27	7.6	4.4	10.2	9.9	12.3	12.4	18.6	21.3	10.8	9.8	7.1	4.5
28	7.4	4.4	7.6	10.5	11.5	12.9	19.1	21.7	9.9	8.9	8.2	4.2
29	7.6		8.3	10.7	13.4	13.6	20.1	20.7	10.0	9.0	8.6	3.4
30	7.3		8.6	11.2	14.3	12.8	20.3	19.6	9.3	9.4	8.1	6.1
31	7.1		9.1		15.6		18.6	19.9		9.6		6.9
DAN	21	27	1	15	14	21	2	14	30	28	5	20
NT	6.2	4.4	5.1	7.6	9.5	10.1	12.8	17.3	9.3	8.9	5.5	3.1
ST	7.6	7.2	8.9	9.2	11.6	12.4	17.2	20.5	11.7	11.8	7.4	5.2
VT	9.7	8.9	10.9	11.2	15.6	16.6	20.3	22.1	18.4	13.7	10.4	8.3
DAN	8	9	25	30	31	18	16	5	1	9	1	1
GOD.	NT	DATUM		SNT		ST		SVT		VT	DATUM	
2001	3.1	20. 12.		8.3		10.9		13.8		22.1	05. 08.	

TEMPERATURE VODE

STANICA: RELJEVO
 RIJEKA: BOSNA
 SLIV: Save
 GODINA POČETKA RADA: 1957

Redni broj: 4

KOTA "0": 478,46 mm

SREDNJE DNEVNE VRIJEDNOSTI TEMPERATURA VODE (°C) ZA: 2001. GODINU

DANI	MJESECI											
	1	2	3	4	5	6	7	8	9	10	11	12
1	6.1	5.7	4.7	9.0	11.5	13.8	14.4	15.7	16.1	10.9	9.9	5.6
2	5.8	5.3	5.4	9.0	12.0	13.3	12.9	16.8	16.1	11.4	9.1	5.6
3	6.7	4.9	6.8	9.5	11.0	12.8	13.4	17.1	14.8	11.5	8.5	5.7
4	7.3	5.7	7.4	10.0	11.7	11.6	13.5	17.4	13.8	11.6	7.5	6.0
5	7.4	7.0	8.2	9.4	11.1	11.0	13.3	17.7	13.8	11.6	7.5	6.0
6	7.3	7.1	7.2	8.9	10.8	11.9	14.8	17.5	11.9	11.5	7.6	6.0
7	7.6	7.1	6.9	9.6	11.2	11.9	15.5	16.9	11.1	11.9	8.9	5.6
8	8.3	7.2	6.9	9.8	10.6	12.9	16.3	17.5	11.3	12.1	9.1	4.8
9	7.1	7.9	7.7	8.4	10.6	14.0	16.4	17.6	11.4	12.5	10.1	4.4
10	6.3	7.4	8.2	7.3	11.4	14.3	16.2	17.8	10.2	12.6	7.8	3.7
11	7.0	7.1	8.2	8.1	11.2	14.7	16.8	16.1	9.3	13.0	7.4	3.2
12	7.6	7.1	8.5	8.5	10.1	13.8	17.0	14.2	9.6	12.1	9.2	3.7
13	5.9	6.4	8.5	8.2	9.8	13.5	17.4	15.1	10.1	11.6	8.5	4.1
14	5.3	6.7	9.1	6.7	10.8	13.3	17.7	15.9	10.3	11.4	6.3	3.6
15	5.2	6.9	8.6	7.2	11.5	13.9	17.7	16.4	10.7	11.1	6.7	3.8
16	5.4	6.5	8.9	7.3	12.6	15.1	17.5	17.0	10.6	10.9	6.5	3.8
17	5.8	6.3	8.8	8.0	13.2	15.8	16.6	17.3	10.1	11.5	6.6	3.3
18	5.8	6.7	9.3	8.4	13.6	14.9	16.1	17.1	9.7	11.4	6.0	2.7
19	5.6	6.3	9.0	8.5	11.6	13.4	16.8	16.5	9.6	11.1	6.1	3.4
20	5.5	6.4	8.6	8.5	11.7	10.8	17.0	16.9	9.7	10.8	6.2	3.5
21	5.7	6.6	9.2	9.3	11.8	10.2	15.4	16.9	10.6	10.6	6.4	4.2
22	6.0	6.9	9.5	7.9	13.3	11.2	13.7	16.3	10.8	11.7	5.7	4.3
23	6.3	6.9	9.3	7.9	12.7	12.1	13.9	16.7	10.5	10.9	5.4	5.1
24	7.1	6.0	10.0	8.8	13.4	12.2	14.0	16.2	11.6	10.7	4.5	4.1
25	7.7	4.6	10.4	9.7	12.7	12.5	14.7	17.3	12.5	11.1	4.8	3.2
26	8.6	4.9	10.6	10.7	12.7	13.0	15.4	17.3	11.0	9.9	4.7	2.9
27	7.4	5.1	9.2	10.5	13.2	13.5	16.5	17.3	10.6	9.3	5.7	3.6
28	7.3	4.7	8.8	10.1	13.3	14.0	16.4	17.0	9.8	8.9	5.8	4.1
29	7.3		8.8	10.7	13.9	13.5	16.6	16.4	10.0	9.2	5.4	3.6
30	7.0		8.7	11.0	14.9	13.9	16.2	16.1	9.8	9.5	5.8	4.9
31	6.0		9.2		15.6		15.9	15.7		10.2		2.8
DAN	15	28	1	15	14	5	3	1	13	28	26	26
NT	4.9	3.2	4.0	5.7	8.2	9.2	11.4	13.2	8.7	8.1	4.0	1.8
ST	6.6	6.3	8.4	8.9	12.1	13.1	15.7	16.7	11.3	11.1	7.0	4.2
VT	9.2	9.2	12.3	13.2	18.0	17.9	19.5	19.5	17.2	14.0	10.8	6.4
DAN	8	9	24	29	31	17	14	23	1	10	1	6
GOD.	NT	DATUM		SNT		ST		SVT		VT	DATUM	
2001	1.8	26. 12.		6.9		10.2		13.9		19.5	14. 07.	

GRAFIKONI OSCILACIJA TEMPERATURA VODE

TEMPERATURE VODE

